

UNITED STATES SECURITIES AND EXCHANGE COMMISSION  
Washington, D.C. 20549

FORM 10-K

Annual Report pursuant to Section 13 or 15(d) of the Securities Exchange Act of 1934

For the fiscal year ended July 31, 2020




OR

Transition report pursuant to Section 13 or 15(d) of the Securities Exchange Act of 1934

For the transition period from \_\_\_\_\_ to \_\_\_\_\_

Commission File Number 0-21180

intuit.

INTUIT INC.

(Exact name of registrant as specified in its charter)

Delaware

(State or other jurisdiction of incorporation or organization)

77-0034661

(IRS Employer Identification No.)

2700 Coast Avenue, Mountain View, CA 94043

(Address of principal executive offices, including zip code)

(650) 944-6000

(Registrant's telephone number, including area code)

Securities registered pursuant to Section 12(b) of the Act:

Title of each class	Trading Symbol	Name of each exchange on which registered
Common Stock, \$0.01 par value	INTU	Nasdaq Global Select Market

Securities registered pursuant to Section 12(g) of the Act: None.

Indicate by check mark if the registrant is a well-known seasoned issuer, as defined in Rule 405 of the Securities Act. Yes  No

Indicate by check mark if the registrant is not required to file reports pursuant to Section 13 or 15(d) of the Act. Yes  No

Indicate by check mark whether the registrant (1) has filed all reports required to be filed by Section 13 or 15(d) of the Securities Exchange Act of 1934 during the preceding 12 months (or for such shorter period that the registrant was required to file such reports); and (2) has been subject to such filing requirements for the past 90 days. Yes  No

Indicate by check mark whether the registrant has submitted electronically every Interactive Data File required to be submitted pursuant to Rule 405 of Regulation S-T (§ 232.405 of this chapter) during the preceding 12 months (or for such shorter period that the registrant was required to submit such files). Yes  No

Indicate by check mark whether the registrant is a large accelerated filer, an accelerated filer, a non-accelerated filer, a smaller reporting company, or an emerging growth company. See definition of "large accelerated filer," "accelerated filer," "smaller reporting company," and "emerging growth company" in Rule 12b-2 of the Exchange Act. (Check one)

Large accelerated filer  Accelerated filer  Non-accelerated filer  Smaller reporting company  Emerging growth company

If an emerging growth company, indicate by check mark if the registrant has elected not to use the extended transition period for complying with any new or revised financial accounting standards provided pursuant to Section 13(a) of the Exchange Act.

Indicate by check mark whether the registrant has filed a report on and attestation to its management's assessment of the effectiveness of its internal control over financial reporting under Section 404(b) of the Sarbanes-Oxley Act (15 U.S.C. 7262(b)) by the registered public accounting firm that prepared or issued its audit report.

Indicate by check mark whether the registrant is a shell company (as defined in Rule 12b-2 of the Exchange Act). Yes  No

The aggregate market value of Intuit Inc. outstanding common stock held by non-affiliates of Intuit as of January 31, 2020, the last business day of our most recently completed second fiscal quarter, based on the closing price of \$280.38 reported by the Nasdaq Global Select Market on that date, was \$70.6 billion.

There were 261,807,204 shares of Intuit voting common stock outstanding as of August 24, 2020.

DOCUMENTS INCORPORATED BY REFERENCE

Portions of the registrant's definitive proxy statement for its Annual Meeting of Stockholders to be held on January 21, 2021 are incorporated by reference in Part III of this Annual Report on Form 10-K.

**INTUIT INC.  
FISCAL 2020 FORM 10-K  
INDEX**

**Page**

**PART I**

<a href="#">ITEM 1:</a>	<a href="#">Business</a>	<a href="#">5</a>
<a href="#">ITEM 1A:</a>	<a href="#">Risk Factors</a>	<a href="#">16</a>
<a href="#">ITEM 1B:</a>	<a href="#">Unresolved Staff Comments</a>	<a href="#">29</a>
<a href="#">ITEM 2:</a>	<a href="#">Properties</a>	<a href="#">29</a>
<a href="#">ITEM 3:</a>	<a href="#">Legal Proceedings</a>	<a href="#">30</a>
<a href="#">ITEM 4:</a>	<a href="#">Mine Safety Disclosures</a>	<a href="#">30</a>

**PART II**

<a href="#">ITEM 5:</a>	<a href="#">Market for Registrant's Common Equity, Related Stockholder Matters and Issuer Purchases of Equity Securities</a>	<a href="#">31</a>
<a href="#">ITEM 6:</a>	<a href="#">Selected Financial Data</a>	<a href="#">33</a>
<a href="#">ITEM 7:</a>	<a href="#">Management's Discussion and Analysis of Financial Condition and Results of Operations</a>	<a href="#">35</a>
<a href="#">ITEM 7A:</a>	<a href="#">Quantitative and Qualitative Disclosures About Market Risk</a>	<a href="#">52</a>
<a href="#">ITEM 8:</a>	<a href="#">Financial Statements and Supplementary Data</a>	<a href="#">53</a>
<a href="#">ITEM 9:</a>	<a href="#">Changes in and Disagreements with Accountants on Accounting and Financial Disclosure</a>	<a href="#">96</a>
<a href="#">ITEM 9A:</a>	<a href="#">Controls and Procedures</a>	<a href="#">96</a>
<a href="#">ITEM 9B:</a>	<a href="#">Other Information</a>	<a href="#">96</a>

**PART III**

<a href="#">ITEM 10:</a>	<a href="#">Directors, Executive Officers and Corporate Governance</a>	<a href="#">13</a>
<a href="#">ITEM 11:</a>	<a href="#">Executive Compensation</a>	<a href="#">97</a>
<a href="#">ITEM 12:</a>	<a href="#">Security Ownership of Certain Beneficial Owners and Management and Related Stockholder Matters</a>	<a href="#">97</a>
<a href="#">ITEM 13:</a>	<a href="#">Certain Relationships and Related Transactions, and Director Independence</a>	<a href="#">97</a>
<a href="#">ITEM 14:</a>	<a href="#">Principal Accountant Fees and Services</a>	<a href="#">97</a>

**PART IV**

<a href="#">ITEM 15:</a>	<a href="#">Exhibits and Financial Statement Schedules</a>	<a href="#">98</a>
<a href="#">ITEM 16:</a>	<a href="#">Form 10-K Summary</a>	<a href="#">102</a>
	<a href="#">Signatures</a>	<a href="#">103</a>



### **Forward-Looking Statements**

This Annual Report on Form 10-K contains forward-looking statements that involve risks and uncertainties. These risks and uncertainties may be amplified by the coronavirus (“COVID-19”) pandemic, which has caused significant global economic instability and uncertainty. The extent to which the COVID-19 pandemic impacts Intuit’s business, operations, financial results, and financial condition, including the duration and magnitude of such effects, will depend on numerous evolving factors, which are highly uncertain and cannot be predicted, including, but not limited to, the duration and spread of the pandemic, its severity, the actions to contain the virus or respond to its impact, and how quickly and to what extent normal economic and operating conditions can resume. Please also see the section entitled “*Risk Factors*” in Item 1A of Part I of this Annual Report for important information to consider when evaluating these statements. All statements in this report, other than statements that are purely historical, are forward-looking statements. Words such as “expect,” “anticipate,” “intend,” “plan,” “believe,” “forecast,” “estimate,” “seek,” and similar expressions also identify forward-looking statements. In this report, forward-looking statements include, without limitation, the following:

- our expectations and beliefs regarding future conduct and growth of the business;
- statements regarding the impact of the COVID-19 pandemic on our business;
- the timing of when individuals will file their tax returns;
- our beliefs and expectations regarding seasonality, competition and other trends that affect our business;
- our expectation that we will continue to invest significant resources in our product development, marketing and sales capabilities;
- our expectation that we will continue to invest significant management attention and resources in our information technology infrastructure and in our privacy and security capabilities;
- our expectation that we will work with the broader industry and government to protect our customers from fraud;
- our expectation that we will generate significant cash from operations;
- our expectation that total service and other revenue as a percentage of our total revenue will continue to grow;
- our expectations regarding the development of future products, services, business models and technology platforms and our research and development efforts;
- our assumptions underlying our critical accounting policies and estimates, including our judgments and estimates regarding revenue recognition; stock volatility and other assumptions used to estimate the fair value of share-based compensation; the fair value of goodwill; and expected future amortization of acquired intangible assets;
- our intention not to sell our investments and our belief that it is more likely than not that we will not be required to sell them before recovery at par;
- our belief that the investments we hold are not other-than-temporarily impaired;
- our belief that we take prudent measures to mitigate investment related risks;
- our belief that our exposure to currency exchange fluctuation risk will not be significant in the future;
- our assessments and estimates that determine our effective tax rate;
- our belief that our income tax valuation allowance is sufficient;
- our belief that it is not reasonably possible that there will be a significant increase or decrease in our unrecognized tax benefits over the next 12 months;
- our belief that our cash and cash equivalents, investments and cash generated from operations will be sufficient to meet our seasonal working capital needs, capital expenditure requirements, contractual obligations (including the pending acquisition of Credit Karma, Inc. (Credit Karma)), debt service requirements and other liquidity requirements associated with our operations for at least the next 12 months;
- our expectation that we will return excess cash generated by operations to our stockholders through repurchases of our common stock and the payment of cash dividends, after taking into account our operating and strategic cash needs;
- our plan to continue to provide ongoing enhancements and certain connected services for all future versions of our QuickBooks Desktop software products;
- our judgments and assumptions relating to our loan portfolio;
- our belief that the credit facilities will be available to us should we choose to borrow under them;
- our assessments and beliefs regarding the future outcome of pending legal proceedings and inquiries by regulatory authorities, the liability, if any, that Intuit may incur as a result of those proceedings and inquiries, and the impact of any potential losses associated with such proceedings or inquiries on our financial statements; and
- our expectations and beliefs regarding the pending acquisition of Credit Karma.

We caution investors that forward-looking statements are only predictions based on our current expectations about future events and are not guarantees of future performance. We encourage you to read carefully all information provided in this report and in our other filings with the Securities and Exchange Commission before deciding to invest in our stock or to maintain or change your investment. These forward-looking statements are based on information as of the filing date of this Annual Report, and we undertake no obligation to revise or update any forward-looking statement for any reason.

## PART I

---

### ITEM 1 - BUSINESS

---

#### *CORPORATE BACKGROUND*

---

##### *General*

Intuit helps consumers, small businesses, and the self-employed prosper by delivering financial management and compliance products and services. We also provide specialized tax products to accounting professionals, who are key partners that help us serve small business customers.

Our global products and platforms, including QuickBooks, TurboTax, Mint and Turbo, are designed to help our customers better manage their money, reduce their debt and file their taxes with ease so they can receive the maximum refund they deserve. For those customers who run small businesses, we are focused on helping them get paid faster, pay their employees, access capital, ensure their books are done right and find and keep customers. We serve more than 50 million customers across our product offerings and platforms. We had revenue of \$7.7 billion in our fiscal year which ended July 31, 2020, with approximately 10,600 employees in offices in the United States, India, Canada, the United Kingdom, Israel, Australia, and other locations.

Intuit Inc. was incorporated in California in March 1984. We reincorporated in Delaware and completed our initial public offering in March 1993. Our principal executive offices are located at 2700 Coast Avenue, Mountain View, California, 94043, and our main telephone number is 650-944-6000. When we refer to “we,” “our” or “Intuit” in this Annual Report on Form 10-K, we mean the current Delaware corporation (Intuit Inc.) and its California predecessor, as well as all of our consolidated subsidiaries.

##### *Available Information*

Our corporate website, [www.intuit.com](http://www.intuit.com), provides materials for investors and information relating to Intuit’s corporate governance. The content on any website referred to in this filing is not incorporated by reference into this filing unless expressly noted otherwise.

We file reports required of public companies with the Securities and Exchange Commission (SEC). These include annual reports on Form 10-K, quarterly reports on Form 10-Q, current reports on Form 8-K, proxy statements and other reports, and amendments to these reports. The SEC maintains a website at [www.sec.gov](http://www.sec.gov) that contains reports, proxy and information statements, and other information regarding issuers that file electronically with the SEC. We make available free of charge on the Investor Relations section of our corporate website all of the reports we file with or furnish to the SEC as soon as reasonably practicable after the reports are filed or furnished. Copies of this Annual Report on Form 10-K may also be obtained without charge by contacting Investor Relations, Intuit Inc., P.O. Box 7850, Mountain View, California 94039-7850 or by calling 650-944-6000 or by emailing [investor\\_relations@intuit.com](mailto:investor_relations@intuit.com).

#### *BUSINESS OVERVIEW*

---

##### *Intuit’s Mission*

At Intuit, our mission is to power prosperity around the world. All of our customers have a common set of needs. They are trying to make ends meet, maximize their tax refunds, save money and pay off debt. And those who have made the bold decision to become entrepreneurs, and go into business for themselves, have an additional set of needs. They want to find and keep customers, get paid for their hard work, access capital to grow and ensure their books are right.

Across our platform, we use the power of technology to deliver three core benefits to our customers: helping put more money in their pockets, eliminating work and drudgery so they can focus on what matters to them, and ensuring that they have complete confidence in every financial decision they make.

The rise of Artificial Intelligence (AI) is fundamentally reshaping our world — and Intuit is taking advantage of this technological revolution to find new ways to deliver on our mission. We are focused on capitalizing on this opportunity to improve prosperity globally and inspire our workforce, while investing in our company’s reputation and durable growth in the future.

## *Our Business Portfolio*

We organize our businesses into three reportable segments:

**Small Business & Self-Employed:** This segment serves small businesses and the self-employed around the world, and the accounting professionals who assist and advise them. Our offerings include QuickBooks financial and business management online services and desktop software, payroll solutions, merchant payment processing solutions, and financing for small businesses.

**Consumer:** This segment serves consumers and includes do-it-yourself and assisted TurboTax income tax preparation products and services sold in the U.S. and Canada. Our Mint and Turbo offerings serve consumers and help them understand and improve their financial lives by offering a view of their financial health.

**Strategic Partner:** This segment serves professional accountants in the U.S. and Canada, who are essential to both small business success and tax preparation and filing. Our professional tax offerings include Lacerte, ProSeries, ProFile, and ProConnect Tax Online.

## *Our Growth Strategy*

At Intuit, our strategy starts with customer obsession. We listen to and observe our customers, understand their challenges, and then use advanced technology, including AI, to develop innovative solutions designed to solve their problems and help them grow and prosper. For more than three decades, our values have inspired us to innovate and reimagine ways to save people time and money, eliminate drudgery and inspire confidence. We have reinvented and disrupted ourselves to better serve our customers along the way.

Our strategy for delivering on our bold goals is to become an AI-driven expert platform where we and others can solve our customers' most important problems. We plan to accelerate the development of the platform by applying AI in three key areas:

- Machine Learning - Building algorithms which progressively learn from data to automate tasks for our customers.
- Knowledge Engineering - Turning rules, such as IRS regulations, and relationships about data into code to eliminate work and provide tailored experiences.
- Natural Language Processing - Processing, analyzing and understanding human language to create interactions with customers and automate repetitive tasks.

As we build our AI-driven expert platform, we are prioritizing our resources on five strategic priorities across the company. These priorities focus on solving the problems that matter most to customers and include:

- **Revolutionizing speed to benefit:** When customers use our products and services, we aim to deliver value instantly by making the interactions with our offerings frictionless, without the need for customers to manually enter data. We are accelerating the application of AI with a goal to revolutionize the customer experience. This priority is foundational across our business, and execution against it positions us to succeed with our other four strategic priorities.
- **Connecting people to experts:** The largest problem our customers face is lack of confidence to file their own taxes or to manage their books. To build their confidence, we are connecting our customers to experts. We offer customers access to experts to help them make important decisions – and experts, such as accountants, gain access to new customers so they can grow their businesses.
- **Unlocking smart money decisions:** Crippling high-cost debt and lack of savings are at unprecedented levels across the U.S. With the insights generated through our ecosystem, we strive to offer the right financial opportunities based on a customer's unique situation. We expect that our proposed acquisition of Credit Karma will help us tackle these problems.
- **Be the center of small business growth:** We are focused on helping customers grow their businesses by offering a broad, seamless set of tools that are designed to help them get paid faster, manage and get access to capital, pay employees with confidence, and use third-party apps to help run their businesses. At the same time, we want to position ourselves to better serve product-based businesses to benefit customers who sell products through multiple channels.
- **Disrupt the small business mid-market:** We aim to disrupt the mid-market with QuickBooks Online Advanced, our online offering designed to address the needs of small business customers with 10 to 100 employees. This offering enables us to increase retention of these larger customers, and attract new mid-market customers who are over-served by available offerings.

As the external environment evolves, we continue to innovate and adapt our strategy and anticipate our customers' needs. For more than 35 years, we have been dedicated to developing innovative financial and compliance products and services that are easy to use and are available where and when customers need them. As a result, our customers actively recommend our products and solutions to others, which is one important way that we measure the success of our strategy.

## PRODUCTS AND SERVICES

During fiscal 2020 we offered our products and services in the three segments described in “*Business Overview*” above. The following table shows the revenue for each of these segments over the last three fiscal years.

	Fiscal 2020	Fiscal 2019	Fiscal 2018
Small Business & Self-Employed	53%	52%	51%
Consumer	41%	41%	42%
Strategic Partner	6%	7%	7%

Total international net revenue was less than 5% of consolidated total net revenue for fiscal 2020, fiscal 2019, and fiscal 2018.

For financial information about our reportable segments, see “*Management’s Discussion and Analysis of Financial Condition and Results of Operations*” in Item 7 and Note 14 to the financial statements in Item 8 of this Annual Report.

### Small Business & Self-Employed

Our Small Business & Self-Employed segment serves small businesses and the self-employed around the world, and the accounting professionals who assist and advise them. Our offerings include QuickBooks financial and business management online services and desktop software, payroll and payment processing solutions, financial supplies, and financing for small businesses.

**QuickBooks Online and Desktop Software.** Our QuickBooks financial management solutions help small businesses, the self-employed, and accountants solve financial and compliance problems, make more money and reduce unnecessary work, while giving them complete confidence in their actions and decisions. Users can track income and expenses, create and send invoices and estimates, manage and pay bills, and review a variety of financial reports. QuickBooks Live enables our customers to obtain live bookkeeping advice from professionals. Our QuickBooks offerings are available either online or as desktop versions. Our online offerings can be accessed on mobile devices.

QuickBooks is built on an open platform, allowing third-party developers to create online and mobile applications that integrate with our offering. A growing number of companies offer applications built for our QuickBooks platform, including PayPal, Shopify, Square, and Bill.com.

In addition to our core QuickBooks offering, we also offer specific solutions for the following customer segments:

- **Mid-Market Small Businesses.** Our QuickBooks Online Advanced and QuickBooks Enterprise offerings are designed for small businesses with 10 to 100 employees that have more complex needs. QuickBooks Online Advanced, Intuit’s cloud-based offering specifically designed for high-growth, mid-market small businesses, leverages AI, automation and data insights to deliver more ways for them to grow and scale. QuickBooks Enterprise is available for download or on a disk and can also be provided as a hosted solution. This offering provides industry-specific reports and features for a range of industries, including Contractor, Manufacturing and Wholesale, Nonprofit, and Retail.
- **Self-Employed.** QuickBooks Self-Employed is designed specifically for self-employed customers whose needs are different than small businesses that use QuickBooks. Features include categorizing business and personal transactions, identifying and classifying tax deductible expenses, tracking mileage, calculating estimated quarterly taxes and sending invoices. QuickBooks Self-Employed can be combined with TurboTax to export and pay year-end taxes. QuickBooks Self-Employed is available both online and via a mobile application.
- **Accountants.** QuickBooks Online Accountant and QuickBooks Accountant Desktop Plus are available to accounting professionals who use QuickBooks offerings and recommend them to their small business clients. These offerings provide the tools and file-sharing capabilities that accounting professionals need to efficiently complete bookkeeping and financial reporting tasks and to manage their practices. We also offer memberships to the QuickBooks ProAdvisor program, which provides access to QuickBooks Online Accountant, QuickBooks Accountant Desktop Plus, QuickBooks Desktop Enterprise Accountant, QuickBooks Point of Sale Desktop, technical support, training, product certification, marketing tools, and discounts on Intuit products and services purchased on behalf of clients.

**Employer Solutions (Payroll and Time Tracking).** Our payroll solutions are sold on a subscription basis and integrate with our QuickBooks Online and QuickBooks Desktop offerings. All of our payroll offerings allow customers to perform payroll processing, direct deposit of employee paychecks, payroll reports, electronic payment of federal and state payroll taxes, and electronic filing of federal and state payroll tax forms. Our QuickBooks Online payroll offerings include automated tax payments and filings, as well as access to employee benefits offerings like health insurance. Certain online offerings also include same day direct deposit, access to human resource advice, and access to additional expert-powered services like Tax Penalty Protection. QuickBooks Desktop payroll is available in both a self-service and an assisted version, depending on whether customers want to do their own taxes or leverage automated tax payments and filings. We also offer TSheets by QuickBooks which seamlessly integrates with QuickBooks Payroll and third-party payroll products to help businesses easily and



accurately track time across a mobile workforce, including tools for project planning, job costing, and tracking per-client billable hours.

**Payment Processing Solutions.** Our full range of merchant services for small businesses includes credit card, debit card, and ACH payment services. In addition to transaction processing services, our broad support for our clients includes customer service, merchant and consumer collections, chargeback and retrieval support, and fraud and loss prevention screening. We also offer e-invoicing, which allows small businesses to email invoices directly from QuickBooks with a link that enables customers to instantly pay online or from their mobile device.

**Capital for Small Businesses.** We offer financing options for small businesses to help them get the capital they need to succeed. The financing process provides small businesses the ability to use their QuickBooks data to qualify to borrow capital.

**Financial Supplies.** We offer a range of financial supplies designed for individuals and small businesses that use our QuickBooks offerings. These include standard paper checks and Secure Plus checks with CheckLock fraud protection features, a variety of stationery, tax forms and related supplies.

### **Consumer**

Our TurboTax products and services are designed to enable customers to prepare and file their federal and state income tax returns quickly and accurately. They are designed to be easy to use, yet sophisticated enough for complex tax returns. For customers looking for additional advice or guidance along the way, we have experts standing by to offer tax review and advice all year round. These offerings are available either online or as desktop versions. Our online offerings can be accessed on mobile devices.

**Tax Return Preparation Offerings.** For the 2019 tax season, we offered a variety of commercial software products and filing services to meet the different needs of our customers, including those filing simple returns, those who itemize deductions, own investments or rental property, and small business owners. Customers can electronically file their federal and state income tax returns through our electronic filing service. We also offered TurboTax Live for customers seeking to obtain tax advice from professionals, as well as audit defense and audit support services. Our online tax preparation and filing services were offered through the websites of thousands of financial institutions, electronic retailers, and other online merchants. Financial institutions can offer our online tax preparation and filing services to their customers through a link to TurboTax Online. Our TurboTax U.S. and Canada offerings consist of desktop, online, and mobile offerings. In addition to our commercial product offerings, we are a member of the Free File Alliance, a consortium of private sector companies that has entered into an agreement with the federal government to provide free online federal tax preparation and filing services to eligible taxpayers, which the IRS then markets to consumers on an IRS website. See also “*Competition – Consumer Segment*” later in this Item 1 for more information on the Free File Alliance.

**Personal Finance Offerings.** Our consumer platform, including our Mint and Turbo offerings, is aimed at helping customers unlock smart money decisions by connecting them to financial products to help make ends meet. These offerings help customers understand and improve their financial lives by offering a view of their financial health, as well as access to credit scores and monitoring.

### **Strategic Partner**

Our Strategic Partner segment includes our professional tax offerings and serves professional accountants in the U.S. and Canada, who are essential to both small business success and tax preparation and filing. Our professional tax offerings consist of Lacerte, ProSeries, ProFile and ProConnect Tax Online and enable accountants to accurately and efficiently complete and electronically file a full range of consumer, small business, and commercial federal and state tax returns. Lacerte is designed for full-service year-round accounting firms who handle more complex returns. ProSeries is designed for year-round tax practices handling moderately complex tax returns. ProConnect Tax Online is our cloud-based solution, which is designed for full-service year-round practices who prepare all forms of consumer and small business returns and integrates with our QuickBooks Online offerings. ProFile is our Canadian tax offering, which serves year-round full-service accounting firms for both consumer and business tax returns. We also offer a variety of tax-related services that complement the tax return preparation process including year-round document storage, collaboration services, e-signature, and bank products.

## **PRODUCT DEVELOPMENT**

The markets for software and related services are characterized by rapid technological change, shifting customer needs and frequent new product introductions and enhancements. Continuous investment is required to innovate and develop new products and services as well as enhance existing offerings to be successful in these markets. Our product development efforts are more important than ever as we pursue our growth strategy.

We develop many of our products and services internally, and we have a number of United States and foreign patents and pending applications that relate to various aspects of our products and technology. We also supplement our internal development efforts by acquiring or licensing products and technology from third parties, and establishing other relationships

that enable us to enhance or expand our offerings more rapidly. We expect to expand our third-party technology relationships as we continue to pursue our growth strategy.

Our online offerings and mobile applications have rapid development cycles, while our traditional desktop software products tend to have predictable annual development and product release cycles. In addition, developing consumer and professional tax software and services presents unique challenges because of the demanding development cycle required to accurately incorporate federal and state tax law and tax form changes within a rigid timetable. The development timing for our small business payroll and merchant payment processing services offerings varies with business needs and regulatory requirements, and the length of the development cycle depends on the scope and complexity of each project.

We continue to make substantial investments in research and development, and we expect to focus our future research and development efforts on enhancing existing products and services with financial recommendations, personalization, and ease of use enabled by AI and other advanced technologies. We continue to focus on developing new products and services, including new mobile and global offerings, and significant research and development efforts for ongoing projects to update the technology platforms for several of our offerings.

---

## **SEASONALITY**

Historically, our Consumer and Strategic Partner offerings have had a significant and distinct seasonal pattern as sales and revenue from our income tax preparation products and services are heavily concentrated in the period from November through April. This seasonal pattern has historically resulted in higher net revenues during our second and third quarters ending January 31 and April 30, respectively. In March 2020, as a relief measure in response to the COVID-19 pandemic, the IRS extended the filing deadline for the 2019 tax year from April 15, 2020 to July 15, 2020. Additionally, all states with a personal income tax have also extended their due dates, predominantly to July. As a result, we experienced a shift in sales and revenue from our third fiscal quarter to our fourth fiscal quarter during fiscal 2020. We expect the seasonality of our Consumer and Strategic Partner businesses to continue to have a significant impact on our quarterly financial results in the future.

---

## **MARKETING, SALES AND DISTRIBUTION CHANNELS**

### **Markets**

Our primary customers are consumers, small businesses, and the self-employed. We also provide specialized tax and accounting products to professional accountants, who are key partners to help us reach small business customers. The markets in which we compete have always been characterized by rapid technological change, shifting customer needs, and frequent new product introductions and enhancements by competitors. Over the past several years, the widespread usage of mobile devices and the explosion of social media have accelerated the pace of change and revolutionized the way that customers learn about, evaluate, and purchase products and services.

Real-time, personalized online and mobile shopping experiences are the standard. In addition, many customers now begin shopping in one channel and ultimately purchase in another. This has created a need for integrated, multi-channel, shop-and-buy experiences. Market and industry changes quickly make existing products and services obsolete. Our success depends on our ability to respond rapidly to these changes with new business models, updated competitive strategies, new or enhanced products and services, alternative distribution methods, and other changes in the way we do business.

### **Marketing Programs**

We use a variety of marketing programs to generate direct sales, develop leads, increase general awareness of our product portfolio, and drive sales in retail. These programs include digital marketing such as display and pay-per-click advertising, search engine optimization, and social and affiliate marketing; mobile marketing through online app stores; email marketing; offline marketing such as TV, radio, billboard, magazine and newspaper advertising; retail marketing; public relations; and in-product marketing to drive awareness of related products and services. Our campaigns are designed to attract new users, retain existing users, and cross sell additional offerings.

### **Sales and Distribution Channels**

**Multi-Channel Shop-and-Buy Experiences.** Our customers use the web and mobile devices to research products and services. Some customers buy and use our products and services entirely online or through their mobile devices. Others research online but make their purchase at a retail location. Because many customers shop across multiple channels, we continue to coordinate our online, offline, and retail presence and promotions to support an integrated, multi-channel, shop-and-buy model. We also focus on cross-selling complementary Intuit and third-party offerings online and in-product.

**Direct Sales Channel.** We sell many of our products and services directly through our websites and call centers. Direct, online sales are an effective channel for customers who can make purchase decisions based on content provided on our websites, via other online content or word of mouth recommendations. Telesales continues to be an effective channel for serving customers that want live help to select the products and services that are right for their needs. We also have a direct sales force that calls

on U.S. and international accounting firms and seeks to increase their awareness, usage, and recommendation of our small business and professional tax solutions.

*Mobile Application Stores.* We distribute many of our offerings for mobile devices through proprietary online stores that provide applications for specific devices. These include the Apple App Store and Google's Play Store.

*Partner and Other Channels.* We sell our products and services through partners including value-added resellers, system integrators (including accountants), and managed service providers who help us reach new customers at the point of need and drive growth and market share by extending our online reach. These partners combine our products and services with marketing, sales, and technical expertise to deliver a complete solution at the local level. We also sell our QuickBooks and TurboTax desktop software as well as payroll services at retail locations across the United States and Canada and on retailer websites. In Canada, we also rely on distributors who sell products into the retail channel.

## COMPETITION

---

### Overview

We face intense competition in all of our businesses, both domestically and internationally. Competitive interest and expertise in many of the markets we serve have grown markedly over the past few years and we expect this trend to continue. Some of our existing competitors have significantly greater financial, technical and marketing resources than we do. In addition, the competitive landscape can shift rapidly as new companies enter and existing companies expand their businesses to include the markets in which we compete. This is particularly true for online and mobile products and services, where the barriers to entry are lower than they are for desktop software products and services. To attract customers, many online and mobile competitors are offering free or low-priced products which we must take into account in our pricing strategies.

Given the breadth of the products and services that we offer as a global technology company, we compete with the offerings from a variety of companies across a range of industries. Our most obvious competition comes from other companies that currently offer technology solutions similar to ours. In our Small Business & Self-Employed segment, we face competition from a variety of companies that provide products or services to address the problems that we help our customers to solve, including getting paid faster, paying their employees, accessing capital and ensuring their books are done right. Our Consumer segment competes with companies that offer products and services to help customers file their taxes, better manage their money and reduce their debt. We may also face competition from companies with platforms that could be developed to offer competing technology solutions to any of the problems that our customers may face, such as Facebook, Amazon and Google. In addition, for many of our products and services, other competitive alternatives for customers are third-party service providers such as professional accountants and seasonal tax preparation businesses. Manual tools and processes, or general-purpose software, are also important competitive alternatives. In some cases, a competitor in one of our segments may be our partner in another one of our segments. In other cases, a company may compete with us in more than one of our segments.

### Competition Specific to Segments

*Small Business & Self-Employed Segment.* QuickBooks is the leading small business financial management software in the U.S. Small businesses often look to several companies to address their problems. Therefore, our small business products and services face competitive challenges from a variety of companies that provide products or services that address one or more of their problems. We compete to help small businesses get their books right with Xero, The Sage Group plc, and FreshBooks, among others, which offer software and associated services as well as online accounting offerings that directly serve small business customers. For small businesses with more complex financial management needs, our competitors include The Sage Group plc's Intacct offering and Microsoft Dynamics. We also compete with free or low-cost online accounting offerings, and free online banking and bill payment services offered by financial institutions and others. In our payroll business we compete directly with Automatic Data Processing, Inc. (ADP), Paychex, Gusto, and many other companies that help small businesses to pay their employees. In our merchant services business we help our customers get paid faster and compete directly with large financial institutions such as Wells Fargo, JP Morgan Chase, and Bank of America and with many payment processors, including First Data Corporation, Elavon, Global Payments, Fidelity National Information Services, PayPal, and Square. Our QuickBooks Capital offering, which helps small businesses to access capital, competes with a range of lending enterprises, including large financial institutions, such as the ones listed above, fintech companies, such as BlueVine and Kabbage, and others.

*Consumer Segment.* In our Consumer segment, we compete to help our customers to file their taxes. Our future growth depends on our ability to attract new customers to the self-preparation tax category and to our assisted offering, TurboTax Live, from tax stores and other tax preparers. In the U.S. private sector we face intense competition from H&R Block, which provides tax preparation services in its stores and a competing software offering. We also face competition from several other large tax preparation service providers, from a myriad of small tax preparers, and from numerous online self-preparation offerings, including Free Tax USA, TaxSlayer, Blucora's TaxAct and Credit Karma. Some of these competitors are offering electronic tax preparation and filing services at no cost to individual taxpayers. In Canada, our TurboTax Canada offerings face competition from H&R Block, SimpleTax, StudioTax, and UFile, among others. These competing offerings subject us to significant price pressure in both the U.S. and Canada.

We also face competitive challenges from government entities that offer publicly funded electronic tax preparation and filing services with no fees to individual taxpayers.

We are a member of the Free File Alliance, a consortium of private sector companies that has entered into an agreement with the federal government. Under this agreement, the member companies provide online federal tax preparation and filing services to eligible users at no cost to the government or individual users separate and apart from the member companies' commercial free offerings, which the IRS then markets to consumers on an IRS website. Approximately 22 states and the District of Columbia have also adopted Free File Alliance public-private agreements. Additionally, certain member companies, including Intuit, provide online state tax preparation and filing services at no cost if the taxpayer qualified for the free federal return under this program. We continue to actively work with others in the private and public sectors to advance the goals of the Free File Alliance policy initiative and to support successful public-private partnerships that reinforce the voluntary compliance tax system. However, future administrative, regulatory, or legislative activity in this area could seek to replace the voluntary compliance tax system with return preparation by government agencies which could harm our Consumer business.

We also compete with numerous personal financial management companies, such as Credit Karma, Nerdwallet and Credit Sesame, and large financial institutions to help our customers better manage their money and reduce their debt.

**Strategic Partner Segment.** In the U.S., Lacerte professional tax offerings face competition from competitively-priced tax and accounting solutions that include integration with non-tax functionality. These include CCH's ProSystems fx Office Suite and Thomson Reuters' CS Professional Suite and GoSystems Tax. Our ProSeries professional tax offerings face competition from CCH's ATX and TaxWise offerings, Drake, and other smaller providers. In Canada, our ProFile professional tax offerings face competition from CCH's Cantax and Taxprep offerings, TaxCycle, and Thomson Reuters' DTMax and UFile Pro offerings. We also face growing competition from online tax and accounting offerings in the U.S. and Canada, which may be marketed more effectively or have lower pricing than our offerings for accounting professionals.

### **Competitive Factors**

We believe the most important competitive factors for our core offerings – QuickBooks, TurboTax, Lacerte, and ProSeries – are ease of use, product features, size of the installed customer base, brand name recognition, value proposition, cost, reliability, security, and product and support quality. Access to distribution channels is also important for our QuickBooks and TurboTax desktop software products. In addition, support from accounting professionals and the ability for customers to upgrade within product families as their businesses grow are significant competitive factors for our QuickBooks products. Productivity is an important competitive factor for the full-service accounting firms to which we market our Lacerte software products. We believe we compete effectively on these factors as our QuickBooks and TurboTax products are the leading products in the U.S. for their respective categories.

For our service offerings such as small business payroll and merchant payment processing, we believe the most important competitive factors are functionality, ease of use, high availability, security, the integration of these products with related software, brand name recognition, effective distribution, quality of support, and cost.

## **CUSTOMER SUCCESS**

---

We provide product support and technical support through channels including telephone, e-mail, online and video chat, text messaging, our customer support websites, self-help assets embedded in our products, and online communities where consumers can share knowledge and product advice with each other.

We also provide access to experts, through our TurboTax and QuickBooks Live offerings, who provide tax advice, tax preparation and bookkeeping services.

Our customer success staff predominantly consists of Intuit-employed and outsourced experts. We supplement with seasonal employees and additional outsourcing during periods of peak call volumes, such as during the tax return filing season or following a major product launch. We outsource to several firms domestically and internationally. Most of our internationally outsourced small business customer success personnel are currently located in the Philippines.

We also source staff through our Prosperity Hub program, which is designed to spark economic prosperity for people and communities in need. One part of this program is our socially responsible sourcing model, where we both directly and through customer success partner-employers, hire, train, and retain workers who deliver support and services for our customers.

Self-help information is offered for free in-product and on our support websites for our QuickBooks, TurboTax, Mint and professional tax offerings. Support alternatives and fees vary by product. For example, some product subscriptions receive 24x7 support and additional contact channel options.

## ***MANUFACTURING AND DISTRIBUTION***

---

### ***Online Products and Services***

Our online offerings include QuickBooks Online, online payroll services, merchant payment processing services, TurboTax Online, ProConnect Tax Online, consumer and professional electronic tax filing services, Mint, and Turbo. We recently completed the transition of our systems, networks and databases used to operate these online offerings to public cloud providers, such as Amazon Web Services (AWS). Currently, all of our online offerings are operating using AWS.

### ***Desktop Software and Supplies***

Although an increasing proportion of our desktop software customers choose to electronically download software, many customers continue to choose to purchase these products in the form of physical media. The key processes in manufacturing desktop software are manufacturing compact discs (CDs) and digital video discs (DVDs), printing boxes and related materials, and assembling and shipping the final products.

For retail manufacturing and distribution, we have agreements with Arvato Digital Services, Inc. (Arvato), a division of Bertelsmann AG, under which Arvato provides a majority of the manufacturing volume for our launches of QuickBooks and TurboTax and day-to-day replenishment after product launches, as well as our retail distribution logistics. Arvato also provides most of the manufacturing volume and distribution services for our direct desktop software orders.

Customers typically receive desktop software electronically. However, when physical product is ordered, we typically ship the physical product within a few days of receiving an order and backlog is minimal.

## ***PRIVACY AND SECURITY OF CUSTOMER AND WORKFORCE INFORMATION AND TRANSACTIONS***

---

We are stewards of our customers' data and have designed data stewardship principles to align our organization in collecting, using and protecting such information. As we believe strongly in being good stewards of our customers' data, we operate our program to comply with laws and regulations that govern our use, sharing and protection of customers' personal information, including, for example, laws with respect to financial services and the handling of tax data. We have established guidelines and practices to help ensure that customers and members of our workforce are aware of, and can control, how we use information about them. We also use privacy statements to provide notice to customers of our privacy practices, as well as provide them the opportunity to furnish instructions with respect to use of their personal information. We participate in industry groups whose purpose is to develop or shape industry best practices, and to inform public policy for privacy and security.

We use security safeguards to help protect the systems and the information that customers and members of our workforce give to us from loss, misuse and unauthorized alteration. We use technical, logical and procedural measures, such as multi-factor authentication, which are designed to help detect and prevent fraud and misuse of customer information. Whenever customers transmit sensitive information to us, such as credit card information or tax return data, through one of our websites or products, we follow current industry standards to encrypt the data as it is transmitted to us, and when we store it at rest. We routinely patch our systems with security updates and we work to protect our systems from unauthorized internal or external access using numerous commercially available computer security products as well as internally developed security procedures and practices.

## ***GOVERNMENT REGULATION***

---

Our Consumer and Strategic Partner segments are subject to federal, state and international government requirements, including regulations related to the electronic filing of tax returns, the provision of tax preparer assistance, and the use and disclosure of customer information. In addition, our Small Business & Self-Employed segment offers products and services to small businesses and consumers, such as payroll, payments, and financing, which are also subject to certain regulatory requirements.

## INTELLECTUAL PROPERTY

Our success depends on the proprietary technology embodied in our offerings. We protect this proprietary technology by relying on a variety of intellectual property mechanisms, including copyright, patent, trade secret and trademark laws, restrictions on disclosure and other methods. For example, we regularly file applications for patents, copyrights and trademarks and service marks in order to protect intellectual property that we believe is important to our business. We hold a growing patent portfolio that we believe is important to Intuit's overall competitive advantage, although we are not materially dependent on any one patent or particular group of patents in our portfolio at this time. We also have a number of registered trademarks that include Intuit, QuickBooks, Lacerte, TurboTax, QB, ProSeries, ProConnect, and Mint. We have registered these and other trademarks and service marks in the United States and, depending on the relevance of each brand to other markets, in many foreign countries. Most registrations can be renewed perpetually at 10-year intervals. We also license intellectual property from third parties for use in our products.

Although our portfolio of patents is growing, the patents that have been issued to us could be determined to be invalid and may not be enforceable against competitive products in every jurisdiction. In addition, third parties have asserted and may, in the future, assert infringement claims against us and our customers. These claims and any litigation may result in invalidation of our proprietary rights or a finding of infringement along with an assessment of damages. Litigation, even if without merit, could result in substantial costs and diversion of resources and management attention. In addition, third-party licenses may not continue to be available to us on commercially acceptable terms, or at all.

## EMPLOYEES

As of July 31, 2020, we had approximately 10,600 employees in offices in the United States, India, Canada, the United Kingdom, Israel, Australia and other locations. During fiscal 2020 we employed on average approximately 2,700 seasonal and contract employees from January to July to support our Consumer segment customers during the extended tax season. We refer to our full-time, part-time, experts, seasonal and contract employees collectively as our workforce. We believe our future success and growth will depend on our ability to attract and retain a qualified workforce in all areas of our business. We do not currently have any collective bargaining agreements with our employees, and we believe workforce relations are generally good. Although we have employment-related agreements with a number of key employees, these agreements do not guarantee continued service. We believe we offer competitive compensation and a good working environment. We were named one of *Fortune* magazine's "100 Best Companies to Work For" in each of the last nineteen years. However, we face intense competition for qualified workers, and we expect to face continuing challenges in recruiting and retention.

## INFORMATION ABOUT OUR EXECUTIVE OFFICERS

The following table shows Intuit's executive officers and their areas of responsibility as of August 1, 2020. Their biographies follow the table.

<u>Name</u>	<u>Age</u>	<u>Position</u>
Sasan K. Goodarzi	52	President, Chief Executive Officer and Director
Brad D. Smith	56	Executive Chairman of the Board of Directors
Scott D. Cook	68	Chairman of the Executive Committee
Michelle M. Clatterbuck	52	Executive Vice President and Chief Financial Officer
J. Alexander Chriss	43	Executive Vice President and General Manager, Small Business & Self-Employed Group
Laura A. Fennell	59	Executive Vice President, Chief People & Places Officer
Gregory N. Johnson	52	Executive Vice President and General Manager, Consumer Group
Marianna Tessel	53	Executive Vice President and Chief Technology Officer
Kerry J. McLean	56	Executive Vice President, General Counsel and Corporate Secretary
Mark J. Flournoy	54	Senior Vice President and Chief Accounting Officer

Mr. Goodarzi has been President and Chief Executive Officer and a member of the Board of Directors since January 2019 and previously served as Executive Vice President and General Manager of Intuit's Small Business Group since May 2016. He previously was Executive Vice President and General Manager of Intuit's Consumer Tax Group from August 2015 through April 2016 and from August 2013 to July 2015 served as Senior Vice President and General Manager of the Consumer Tax Group. He served as Intuit's Senior Vice President and Chief Information Officer from August 2011 to July 2013, having rejoined Intuit after serving as CEO of Nexant Inc., a privately held provider of intelligent grid software and clean energy solutions, beginning in November 2010. During his previous tenure at Intuit from 2004 to 2010, Mr. Goodarzi led several business units including Intuit Financial Services and the professional tax division. Prior to joining Intuit, Mr. Goodarzi worked for Invensys, a global provider of industrial automation, transportation and controls technology, serving as global president of the products group.

He also held a number of senior leadership roles in the automation control division at Honeywell Inc. He serves on the board of Atlassian Corporation Plc and chairs the Compensation and Leadership Development Committee. Mr. Goodarzi holds a Bachelor's degree in Electrical Engineering from the University of Central Florida and a Master's degree in Business Administration from the Kellogg School of Management at Northwestern University.

Mr. Smith has been an Intuit director since 2008, Chairman of the Board from January 2016 through December 2018, and Executive Chairman from January 2019. He served as President and CEO of the Company from January 2008 through December 2018. Mr. Smith joined Intuit in 2003 and has served as Senior Vice President and General Manager, Small Business Division from 2006 to 2007, Senior Vice President and General Manager, QuickBooks from 2005 to 2006, Senior Vice President and General Manager, Consumer Tax Group from 2004 to 2005 and as Vice President and General Manager of Intuit's Accountant Central and Developer Network from 2003 to 2004. Before joining Intuit, Mr. Smith held the position of Senior Vice President of Marketing and Business Development of ADP, where he held several executive positions from 1996 to 2003. Mr. Smith served on the board of directors of Yahoo! Inc. from 2010 until 2012. Mr. Smith was elected to the board of directors of Nordstrom, Inc. in June 2013, where he is a member of the Compensation Committee and Corporate Governance and Nominating Committee and has served as Chairman of the Board since November 2018. Mr. Smith was also elected to the board of directors of SurveyMonkey in May 2017 and is a member of their Compensation Committee. Mr. Smith holds a Bachelor's degree in Business Administration from Marshall University and a Master's degree in Management from Aquinas College.

Mr. Cook, a founder of Intuit, has been an Intuit director since March 1984 and is currently Chairman of the Executive Committee. He served as Intuit's Chairman of the Board from February 1993 through July 1998. From April 1984 to April 1994, he served as Intuit's President and Chief Executive Officer. Mr. Cook has served on the board of directors of The Procter & Gamble Company since 2000 where he chairs the Innovation & Technology Committee. Mr. Cook was also a director of eBay Inc. from 1998 to 2015. Mr. Cook holds a Bachelor of Arts degree in Economics and Mathematics from the University of Southern California and a Master's degree in Business Administration from Harvard Business School.

Ms. Clatterback has been Executive Vice President and Chief Financial Officer since February 2018. She manages the financial strategy and operations across the company, including Treasury, Procurement, Investor Relations and Finance Operations. Ms. Clatterback served as acting finance leader for Intuit's Small Business Group from June 2017 through January 2018, led finance for the Consumer Tax Group beginning in September 2012 and was promoted to Senior Vice President for that group in August 2016. Her earlier roles at Intuit include Vice President of finance for the Professional Tax business in 2006 and finance director in October 2004. Ms. Clatterback joined Intuit in March 2003 as a senior finance manager. Prior to Intuit, Ms. Clatterback held various financial management roles at General Electric. Before that, she was a financial litigation consultant at The Barrington Consulting Group. Ms. Clatterback holds a Bachelor's degree in commerce with a concentration in finance from the University of Virginia.

Mr. Chriss has been Executive Vice President and General Manager of Intuit's Small Business & Self-Employed Group since January 2019. He previously was Senior Vice President and Chief Product Officer of Intuit's Small Business Group from January 2017 through December 2018 and Vice President of Intuit's Self-Employed business from August 2013 through December 2016. Prior to that, Mr. Chriss held various other roles at Intuit since he joined in July 2004. Mr. Chriss holds a Bachelor's degree in Economics from Tufts University.

Ms. Fennell has been Executive Vice President, Chief People & Places Officer since August 2018 and previously served as Executive Vice President, General Counsel and Corporate Secretary. She served as Senior Vice President, General Counsel and Corporate Secretary from February 2007. Ms. Fennell joined Intuit as Vice President, General Counsel and Corporate Secretary in April 2004. She leads the team responsible for acquiring, developing, mobilizing and rewarding the company's global workforce. Prior to joining Intuit, Ms. Fennell spent nearly eleven years at Sun Microsystems, Inc., most recently as Vice President of Corporate Legal Resources, as well as Acting General Counsel. Prior to joining Sun, she was an associate attorney at Wilson Sonsini, Goodrich & Rosati PC. Ms. Fennell sits on the board of directors of the Children's Discovery Museum of San Jose. Ms. Fennell holds a Bachelor of Science degree in Business Administration from California State University, Chico and a Juris Doctor from Santa Clara University.

Mr. Johnson has been Executive Vice President and General Manager of Intuit's Consumer Group since August 2018. He joined Intuit in 2012 as Senior Vice President of marketing. Mr. Johnson leads an organization that offers a suite of consumer tax and financial products and services in the U.S. and Canada. He has more than 20 years' experience in marketing, which spans across consumer packaged goods, retail, and international and emerging markets. Prior to joining Intuit, Mr. Johnson worked for various organizations, including Kraft Foods, SC Johnson, Kodak, Gillette, Best Buy, and the United States Air Force. Mr. Johnson holds a Bachelor of Science degree in Operations Research from the United States Air Force Academy.

Ms. Tessel has been Executive Vice President and Chief Technology Officer of Intuit since January 2019 and previously served as Chief Product Development Officer of Intuit's Small Business & Self-Employed Group from June 2017 to December 2018. Prior to joining Intuit, Ms. Tessel worked for Docker Inc., a software containerization platform, serving as Senior Vice President of Engineering and Executive Vice President of Strategic Development from November 2014 to June 2017, and VMware, which provide cloud computing and related services, from June 2008 through November 2014, most recently serving as Vice President of Engineering. Ms. Tessel holds a Bachelor's of Science degree in Computing from Technion – Israel Institute of Technology.

Ms. McLean has been Executive Vice President, General Counsel and Corporate Secretary since August 2020, after having served as Senior Vice President, General Counsel and Corporate Secretary since August 2018 and Vice President, Deputy General Counsel since August 2010. She joined Intuit in 2006 as Director, Deputy General Counsel. Ms. McLean leads Intuit's legal, privacy, compliance, and corporate affairs teams. Prior to joining Intuit, Ms. McLean spent over six years at Wind River Systems, Inc., most recently as the Director of Legal. Prior to joining Wind River, she was an associate at Howard, Rice, Nemerovski, Canady, Falk & Rabkin PC (now Arnold & Porter Kaye Scholer LLP). Ms. McLean holds a Bachelor of Arts degree in International Relations from University of California, Davis and a Juris Doctor from University of California, Hastings College of Law.

Mr. Flournoy has been Senior Vice President and Chief Accounting Officer since August 2020. He was appointed as Vice President and Chief Accounting Officer in February 2014. He joined Intuit in 2003 as director of general accounting and internal controls and was named Corporate Controller in 2012. From 1996 to 2003, Mr. Flournoy served as a corporate controller for various private and public companies in California. He began his career in public accounting at Ernst & Young, where he served from 1992 to 1996. Mr. Flournoy holds a Bachelor's degree in Business Administration – Finance from the University of Southern California and a secondary Bachelor's degree in Accounting from San Diego State University.



---

## ITEM 1A - RISK FACTORS

---

Our businesses routinely encounter and address risks, many of which could cause our future results to be materially different than we presently anticipate. Below, we describe significant factors, events and uncertainties that make an investment in our securities risky, categorized solely for ease of reference as strategic, operational, legal and compliance, and financial risks. The following events and consequences could have a material adverse effect on our business, growth, prospects, financial condition, results of operations, cash flows, liquidity, credit rating and reputation, and the trading price of our common stock could decline. These risks are not the only ones we face. We could also be affected by other events, factors or uncertainties that are presently unknown to us or that we do not currently consider to present significant risks to our business. These risks may be amplified by the COVID-19 pandemic, which has caused significant global economic instability and uncertainty. The manner in which we respond to future developments as well as our competitors' reactions to those developments may affect our future operating results.

*The COVID-19 pandemic has caused significant economic instability and uncertainty and has had and may continue to have an adverse effect on our business, results of operations and financial condition.*

The COVID-19 pandemic has caused economic instability and uncertainty globally and has had a negative impact, and may in the future have a material adverse impact, on our business. The COVID-19 pandemic has negatively impacted our small business results as a significant number of small businesses have closed or scaled back their offerings, particularly in light of shelter-in-place and similar directives. The severity and duration of the pandemic's impact on our operational and financial performance are uncertain and will depend on many factors beyond our control. Potential and current negative impacts of the pandemic include, but are not limited to, the following:

- Reduction in customer demand for our products and services, decreased consumer spending levels, reduced small business payment charge volumes and payrolls and potential decreases in the number of tax returns filed could materially harm our results of operations.
- The extension of federal and state tax filing deadlines for the 2019 tax year changed the seasonality of our business, making our revenue and operating results more difficult to predict. Any future regulatory decisions could further increase the difficulty of forecasting our revenue and operating results, which could cause our business to materially suffer.
- There are new and more frequent attempts by malicious third parties seeking to take advantage of the pandemic to fraudulently gain access to our systems, which could cause us to expend significant resources to remediate and could damage our reputation.
- Changes to our business operations and the operations of our third-party partners, such as increased use of videoconferencing, the shift to working from home, and the complexity of resuming operations in our offices, has introduced new security and execution risks that could cause us to experience substantial financial losses, lose the confidence of our customers and government agencies and harm our revenues and earnings.
- Potential disruption of services on which we rely to deliver our services to our customers, including our third-party customer success partners and financial institutions, could prevent us or our service providers from delivering critical services to our customers or accepting and fulfilling customer orders, any of which could materially and adversely affect our business or reputation.
- Increased, divergent and changing governmental regulations, such as shelter-in-place orders and closures of work facilities, schools, public buildings and businesses, could make it considerably more difficult to develop, enhance and support our products and services, which may cause our results of operations and financial condition to suffer.
- Failure to realize some or all of the anticipated benefits of our mergers and acquisitions activities for reasons related to the pandemic may cause us to experience losses that result in significant harm to our operating results or financial condition.
- We may be unable to obtain financing in the current economic environment on terms that are favorable or acceptable to us, or at all, which could impair our cash flows and restrict our ability to execute on our strategic initiatives and react to changes in our business or the environment.
- As a result of financial hardship experienced by our customers related to the pandemic, we may experience higher than normal customer refunds and a significant increase in risk of collecting customer payments or loans receivable, which could harm our results of operations.
- There could be increased volatility in our stock price related to the pandemic, which could result in the loss of some or all of the value of an investment in Intuit.

These and other potential negative impacts relating to the COVID-19 pandemic are described further in the risk factors that follow.

## STRATEGIC RISKS

Strategic risks relate to our current and future operating model, business plans and growth strategy, including the risks associated with the following: competitive pressures on our product offerings and business models; our ability to adapt to technological changes and global trends; our reliance on third-party intellectual property and our ability to protect our own intellectual property rights; the value of our brand; and mergers, acquisitions and divestiture activity that may have unanticipated costs and expenses.

### *We face intense competitive pressures that may harm our operating results.*

We face intense competition in all of our businesses, and we expect competition to remain intense in the future. Our competitors and potential competitors range from large and established entities to emerging start-ups. Our competitors may introduce superior products and services, reduce prices, have greater technical, marketing and other resources, have greater name recognition, have larger installed bases of customers, have well-established relationships with our current and potential customers, advertise aggressively or beat us to market with new products and services. In addition, we face competition from existing companies, with large established consumer user-bases and broad-based platforms, who may change or expand the focus of their business strategies and marketing to target our customers, including small businesses and tax customers.

We also face competition from companies with a variety of business models, including increased competition from providers of free offerings, particularly in our tax, accounting, and payments businesses. In order to compete, we have also introduced free offerings in several categories, but we may not be able to attract customers as effectively as competitors with different business models. In addition, other providers of free offerings may provide features that we do not offer and customers who have formerly paid for Intuit's products and services may elect to use our competitors' free offerings instead. These competitive factors may diminish our revenue and profitability, and harm our ability to acquire and retain customers.

Our consumer tax business also faces significant potential competition from the public sector, where we face the risk of federal and state taxing authorities proposing revenue raising strategies that involve developing and providing government tax software or other government return preparation systems at public expense. These or similar programs may be introduced or expanded in the future, which may change the voluntary compliance tax system in ways that could cause us to lose customers and revenue. The IRS Free File Program is currently the sole means by which the IRS offers tax software to taxpayers and, in December 2019, the agreement governing the program was amended to eliminate the pledge by the IRS that it will not offer a duplicative or competing service. Under this program, the IRS has worked with private industry to provide more than 56 million free returns since 2003, utilizing donated private sector tax software and e-filing services for low and middle income taxpayers at no cost to the government or individual users. However, its continuation depends on a number of factors, including increasing public awareness of and access to the free program, as well as continued government support. The current agreement is scheduled to expire in October 2021. Recently, we have become the subject of certain legal proceedings and regulatory inquiries relating to the provision and marketing of the product that we offer under the IRS Free File Program. While we believe that the allegations in these proceedings are without merit, the proceedings may decrease the government's support of such program and increase the likelihood that such program is terminated. If the Free File Program were to be terminated or the IRS were to enter the software development and return preparation space, the federal government could become a publicly funded direct competitor of the U.S. tax services industry and of Intuit. Government funded services that curtail or eliminate the role of taxpayers in preparing their own taxes could potentially have material and adverse revenue implications.

### *Future revenue growth depends upon our ability to adapt to technological change as well as global trends in the way customers access software offerings and successfully introduce new and enhanced products, services and business models.*

We operate in industries that are characterized by rapidly changing technology, evolving industry standards and frequent new product introductions. We must continue to innovate and develop new products and features to meet changing customer needs and attract and retain talented software developers. We need to continue to develop our skills, tools and capabilities to capitalize on existing and emerging technologies, which requires us to devote significant resources.

Our consumer and professional tax businesses depend significantly on revenue from customers who return each year to use our updated tax preparation and filing software and services. As our existing products mature, encouraging customers to purchase product upgrades becomes more challenging unless new product releases provide features and functionality that have meaningful incremental value. We also provide additional customer benefits by utilizing customer data available to us through our existing offerings. If we are not able to develop and clearly demonstrate the value of new or upgraded products or services to our customers, or effectively utilize our customers' data to provide them with value, our revenues may be harmed. In addition, as we continue to introduce and expand our new business models, including offerings that are free to end users, our customers may not perceive value in the additional benefits and services we offer beyond our free offering and may choose not to pay for those additional benefits or we may be unsuccessful in increasing customer adoption of these offerings or our risk profile may change, resulting in loss of revenue.

We have devoted significant resources to develop products and services for users of mobile devices, but the versions of our products and services developed for these devices may not be compelling to users. Even if we are able to attract new users through these mobile offerings, the amount of revenue that we derive per user from mobile offerings may be less than the revenue that we have historically derived from users of personal computers. As new devices and new platforms are continually

being released, it is difficult to predict the problems we may encounter in developing versions of our products and services for use on mobile devices and we may need to devote significant resources to the creation, support, and maintenance of such offerings. If we are slow to develop products and technologies that are compatible with mobile devices, or if our competitors are able to achieve those results more quickly than us, we will fail to capture a significant share of an increasingly important portion of the market for online services, which could adversely affect our business. Further, legislation or regulatory changes may mandate changes in our products that make them less attractive to users.

In some cases, we may expend a significant amount of resources and management attention on offerings that do not ultimately succeed in their markets. We have encountered difficulty in launching new products and services in the past. If we misjudge customer needs in the future, our new products and services may not succeed and our revenues and earnings may be harmed. We have also invested, and in the future, expect to invest in new business models, geographies, strategies and initiatives. Such endeavors may involve significant risks and uncertainties, including distraction of management from current operations, expenses associated with the initiatives and inadequate return on investments. Because these new initiatives are inherently risky, they may not be successful and may harm our financial condition and operating results.

***We rely on third-party intellectual property in our products and services.***

Many of our products and services include intellectual property of third parties, which we license under agreements that may need to be renewed or renegotiated from time to time. We may not be able to obtain licenses to these third-party technologies or content on reasonable terms, or at all. If we are unable to obtain the rights necessary to use this intellectual property in our products and services, we may not be able to sell the affected offerings, and customers who are currently using the affected product may be disrupted, which may in turn harm our future financial results, damage our brand, and result in customer loss. Also, we and our customers have been and may continue to be subject to infringement claims as a result of the third-party intellectual property incorporated in our offerings. Although we try to mitigate this risk and we may not be ultimately liable for any potential infringement, pending claims require us to use significant resources, require management attention and could result in loss of customers.

Some of our offerings include third-party software that is licensed under so-called “open source” licenses, some of which may include a requirement that, under certain circumstances, we make available, or grant licenses to, any modifications or derivative works we create based upon the open source software. Although we have established internal review and approval processes to mitigate these risks, we cannot be sure that all open source software is submitted for approval prior to use in our products. Many of the risks associated with usage of open source may not be eliminated, and may, if not properly addressed, harm our business.

***Our intellectual property rights are valuable, and any inability to protect them could reduce the value of our products, services, and brand.***

Our patents, trademarks, trade secrets, copyrights, domain names and other intellectual property rights are important assets for us. We aggressively protect our intellectual property rights by relying on federal, state and common law rights in the U.S. and internationally, as well as a variety of administrative procedures. We also rely on contractual restrictions to protect our proprietary rights in products and services. The efforts that we take to protect our proprietary rights may not always be sufficient or effective. Protecting our intellectual property rights is costly and time consuming and may not be successful in every location. Any significant impairment of our intellectual property rights could harm our business, our brand and our ability to compete.

Policing unauthorized use and copying of our products is difficult, expensive, and time consuming. Current U.S. laws that prohibit copying give us only limited practical protection from software piracy and the laws of many other countries provide very little protection. We frequently encounter unauthorized copies of our software being sold through online marketplaces. Although we continue to evaluate and put in place technology solutions to attempt to lessen the impact of piracy and engage in efforts to educate consumers and public policy leaders on these issues and cooperate with industry groups in their efforts to combat piracy, we expect piracy to be a persistent problem that results in lost revenues and increased expenses.

***Our business depends on our strong reputation and the value of our brands.***

Developing and maintaining awareness of our brands is critical to achieving widespread acceptance of our existing and future products and services and is an important element in attracting new customers. Adverse publicity (whether or not justified) relating to events or activities attributed to us, members of our workforce, agents, third parties we rely on, or our users, may tarnish our reputation and reduce the value of our brands. Our brand value also depends on our ability to provide secure and trustworthy products and services as well as our ability to protect and use our customers’ data in a manner that meets their expectations. In addition, a security incident which results in unauthorized disclosure of our customers’ sensitive data could cause material reputational harm. Damage to our reputation and loss of brand equity may reduce demand for our products and services and thus have an adverse effect on our future financial results, as well as require additional resources to rebuild our reputation and restore the value of the brands and could also reduce our stock price.

*Our acquisition and divestiture activities may disrupt our ongoing business, may involve increased expenses and may present risks not contemplated at the time of the transactions.*

We have acquired and may continue to acquire companies, products, technologies and talent that complement our strategic direction, both in and outside the United States. Acquisitions, including our pending acquisition of Credit Karma (the "Transaction"), involve significant risks and uncertainties, including:

- inability to successfully integrate the acquired technology, data assets and operations into our business and maintain uniform standards, controls, policies, and procedures;
- inability to realize synergies expected to result from an acquisition;
- disruption of our ongoing business and distraction of management;
- challenges retaining the key employees, customers, resellers and other business partners of the acquired operation;
- the internal control environment of an acquired entity may not be consistent with our standards or with regulatory requirements, and may require significant time and resources to align or rectify;
- unidentified issues not discovered in our due diligence process, including product or service quality issues, intellectual property issues and legal contingencies;
- failure to successfully further develop an acquired business or technology and any resulting impairment of amounts currently capitalized as intangible assets;
- risks associated with businesses we acquire or invest in, which may differ from or be more significant than the risks our other businesses face;
- in the case of foreign acquisitions and investments, the impact of particular economic, tax, currency, political, legal and regulatory risks associated with specific countries; and
- to the extent we use debt to fund acquisitions or for other purposes, our interest expense and leverage will increase significantly, and to the extent we issue equity securities as consideration in an acquisition, current shareholders' percentage ownership and earnings per share will be diluted.

We have divested and may in the future divest certain assets or businesses that no longer fit with our strategic direction or growth targets. Divestitures involve significant risks and uncertainties, including:

- inability to find potential buyers on favorable terms;
- failure to effectively transfer liabilities, contracts, facilities and employees to buyers;
- requirements that we retain or indemnify buyers against certain liabilities and obligations;
- the possibility that we will become subject to third-party claims arising out of such divestiture;
- challenges in identifying and separating the intellectual property and data to be divested from the intellectual property and data that we wish to retain;
- inability to reduce fixed costs previously associated with the divested assets or business;
- challenges in collecting the proceeds from any divestiture;
- disruption of our ongoing business and distraction of management;
- loss of key employees who leave us as a result of a divestiture; and
- if customers or partners of the divested business do not receive the same level of service from the new owners, our other businesses may be adversely affected, to the extent that these customers or partners also purchase other products offered by us or otherwise conduct business with our retained business.

In addition, any acquisition or divestiture that we announce may not be completed if closing conditions are not satisfied. Because acquisitions and divestitures are inherently risky, our transactions may not be successful and may, in some cases, harm our operating results or financial condition. In particular, the completion of the Transaction is subject to the satisfaction or waiver of a number of conditions as set forth in the related merger agreement, including, among others, the expiration or termination of the applicable waiting periods pursuant to the Hart-Scott-Rodino Act and no applicable law having been enacted that prohibits the consummation of the Transaction. There can be no assurance that the parties will be able to satisfy the closing conditions or that closing conditions beyond our or Credit Karma's control will be satisfied or waived. If the Transaction and the integration of the companies' respective businesses are not completed within the expected time frame, such delay may materially and adversely affect the synergies and other benefits that we and Credit Karma expect to achieve as a result of the Transaction and could result in additional transaction costs, loss of revenue or other effects associated with uncertainty about the Transaction. Moreover, the impact of COVID-19, adverse changes in market conditions, additional transaction and integration-related costs and other factors that may be exacerbated by the impact of COVID-19, such as the failure to realize some or all of the anticipated benefits of the Transaction, may cause the Transaction to be dilutive to Intuit's

operating earnings per share in the first fiscal year after close or beyond. Any dilution of our non-GAAP diluted earnings per share could cause the price of shares of Intuit Common Stock to decline or grow at a reduced rate.

## OPERATIONAL RISKS

Operational risks arise from internal and external events relating to systems, processes and people. Risks that affect the operation of our businesses include the following: potential security incidents; privacy and cybersecurity concerns relating to online offerings; fraudulent activities by third parties; relationships with third parties; competition for and retention of key talent; issues with our product launches; problems with our information technology infrastructure; and risks associated with operating internationally.

### *Security incidents, improper access to or disclosure of our data or customers' data, or other cyberattacks on our systems could harm our reputation and adversely affect our business.*

We host, collect, use and retain large amounts of sensitive and personal customer and workforce data, including credit card information, tax return information, bank account numbers, login credentials and passwords, personal and business financial data and transactions data, social security numbers and payroll information, as well as our confidential, nonpublic business information. We use commercially available security technologies and security and business controls to limit access to and use of such sensitive data. Although we expend significant resources to create security protections designed to shield this data against potential theft and security breaches, such measures cannot provide absolute security.

Our technologies, systems, and networks have been subject to, and are likely to continue to be the target of, cyberattacks, computer viruses, worms, social engineering, malicious software programs, insider threats, and other cybersecurity incidents that could result in the unauthorized release, gathering, monitoring, use, loss or destruction of sensitive and personal data of our customers and members of our workforce, or Intuit's sensitive business data or cause temporary or sustained unavailability of our software and systems. These types of incidents can be made by individuals, groups of hackers, and sophisticated organizations including state-sponsored organizations or nation-states themselves. Customers who fail to update their systems, continue to run software that we no longer support or that fail to install security patches on a timely basis create vulnerabilities and make it more difficult for us to detect and prevent these kinds of attacks. We are increasingly incorporating open source software into our products. There may be vulnerabilities in open source software that make it susceptible to cyberattacks. In addition, because the techniques used to obtain unauthorized access to sensitive information change frequently, and are becoming more sophisticated and are often not able to be detected until after a successful attack, we may be unable to anticipate these techniques or implement adequate preventive measures. Although this is an industry-wide problem that affects software and hardware across platforms, it may increasingly affect our offerings because cyber-criminals tend to focus their efforts on well-known offerings that are popular among customers and hold sensitive information and we expect them to continue to do so.

Further, the security measures that we implement may not be able to prevent unauthorized access to our products and our customers' account data. Third parties may fraudulently induce members of our workforce, customers, or users by social engineering means, such as email phishing, to disclose sensitive information in order to gain access to our systems. It is also possible that unauthorized access to or disclosure of customer data may occur due to inadequate use of security controls by our customers or members of our workforce. Accounts created with weak or recycled passwords could allow cyberattackers to gain access to customer data. Unauthorized persons could gain access to customer accounts if customers do not maintain effective access controls of their systems and software. In addition, we are experiencing new and more frequent attempts by third parties to use the COVID-19 pandemic to fraudulently gain access to our systems, such as through increased email phishing of our workforce.

Criminals may also use stolen identity information obtained outside of our systems to gain unauthorized access to our customers' data. We have experienced such instances in the past and as the accessibility of stolen identity information increases, generally, we may experience further instances of unauthorized access to our systems through the use of stolen identity information of our customers or members of our workforce in the future. Further, our customers may choose to use the same user ID and password across multiple products and services unrelated to our products. Such customers' login credentials may be stolen from products offered by third-party service providers unrelated to us and the stolen identity information may be used by a malicious third party to access our products, which could result in disclosure of confidential information. In addition, in response to the COVID-19 pandemic, we have temporarily shifted nearly all our workforce from office locations to work from home environments, which increases our exposure to security-related risks due to operational changes, such as the increased use of videoconferencing.

Our efforts to protect data may also be unsuccessful due to software bugs (whether open source or proprietary code), break-ins, workforce member error or other threats that evolve.

Further, because we have created an ecosystem where customers can have one identity across multiple Intuit products, a security incident may give access to increased amounts of customer data. This may result in disclosure of confidential information, loss of customer confidence in our products, possible litigation, material harm to our reputation and financial condition, disruption of our or our customers' business operations and a decline in our stock price. From time to time, we detect, or receive notices from customers or public or private agencies that they have detected, actual or perceived vulnerabilities in our servers, our software or third-party software components that are distributed with our products or fraudulent activity by unauthorized persons utilizing our products with stolen customer identity information. The existence of

such vulnerabilities or fraudulent activity, even if they do not result in a security breach, may undermine customer confidence as well as the confidence of government agencies that regulate our offerings. Such perceived vulnerabilities could also seriously harm our business by tarnishing our reputation and brand and/or limiting the adoption of our products and services and could cause our stock price to decline.

***A cybersecurity incident affecting the third parties we rely on could expose us or our customers to a risk of loss or misuse of confidential information and significantly damage our reputation.***

We depend on a number of third parties, including vendors, developers and partners who are critical to our business. We or our customers may grant access to customer data to these third parties to help deliver customer benefits, or to host certain of our and our customers' sensitive and personal data. In addition, we share sensitive, nonpublic business information (including, for example, materials relating to financial, business and legal strategies) with other vendors in the ordinary course of business.

While we conduct background checks of our workforce, conduct reviews of partners, developers and vendors and use commercially available technologies to limit access to systems and data, it is possible that one or more of these individuals or third parties may misrepresent their intended use of data or may circumvent our controls, resulting in accidental or intentional disclosure or misuse of our customers' or employees' data. Further, while we conduct due diligence on these third parties with respect to their security and business controls, we may not have the ability to effectively monitor or oversee the implementation of these control measures. Individuals or third parties may be able to circumvent these security and business controls and/or exploit vulnerabilities that may exist in these controls, resulting in the disclosure or misuse of sensitive business and personal customer or employee information and data.

A security incident involving third parties whom we rely on may have serious negative consequences for our businesses, including disclosure of sensitive customer or employee data, or confidential or competitively sensitive information regarding our business, including intellectual property and other proprietary data; make our products more vulnerable to fraudulent activity; cause temporary or sustained unavailability of our software and systems; result in possible litigation, fines, penalties and damages; result in loss of customer confidence; cause material harm to our reputation and brands; lead to further regulation and oversight by federal or state agencies; cause adverse financial condition; and result in a reduced stock price.

***Concerns about the current privacy and cybersecurity environment, generally, could deter current and potential customers from adopting our products and services and damage our reputation.***

The continued occurrence of cyberattacks and data breaches on governments, businesses and consumers in general indicates that we operate in an external environment where cyberattacks and data breaches are becoming increasingly common. If the global cybersecurity environment worsens, and there are increased instances of security breaches of third-party offerings where consumers' data and sensitive information is compromised, consumers may be less willing to use online offerings, particularly offerings like ours in which customers often share sensitive financial data. In addition, the increased availability of data obtained as a result of breaches of third-party offerings could make our own products more vulnerable to fraudulent activity. Even if our products are not affected directly by such incidents, any such incident could damage our reputation and deter current and potential customers from adopting our products and services or lead customers to cease using online and connected software products to transact financial business altogether.

***If we are unable to effectively combat the increasing amount and sophistication of fraudulent activities by third parties using our offerings, we may suffer losses, which may be substantial, and lose the confidence of our customers and government agencies and our revenues and earnings may be harmed.***

The online tax preparation, payroll administration, online payments and lending industries have been experiencing an increasing amount of fraudulent activities by third parties, and those fraudulent activities are becoming increasingly sophisticated. Although we do not believe that any of this activity is uniquely targeted at our products or business, this type of fraudulent activity may adversely impact our tax, payroll, and payments and lending businesses and is heightened while we are responding to the COVID-19 pandemic with measures such as requiring nearly all of our workforce to work from home. In addition to any losses that may result from such fraud, which may be substantial, a loss of confidence by our customers or by governmental agencies in our ability to prevent fraudulent activity that is perpetrated through our offerings may seriously harm our business and damage our brand. If we cannot adequately combat such fraudulent activity that is perpetrated through our tax and lending offerings, governmental authorities may refuse to allow us to continue to offer such services, or these services may otherwise be adversely impacted, which could include federal or state tax authorities refusing to allow us to process our customers' tax returns electronically, resulting in a significant adverse impact on our earnings and revenue. As fraudulent activities become more pervasive and increasingly sophisticated, and fraud detection and prevention measures must become correspondingly more complex to combat them across the various industries in which we operate, we may implement risk control mechanisms that could make it more difficult for legitimate customers to obtain and use our products, which could result in lost revenue and negatively impact our earnings.

***If we fail to process transactions effectively or fail to adequately protect against disputed or potential fraudulent activities, our business may be harmed.***

Our operations process a significant volume and dollar value of transactions on a daily basis, especially in our payroll and

payments businesses. Despite our efforts to ensure that effective processing systems and controls are in place to handle transactions appropriately, it is possible that we may make errors or that funds may be misappropriated due to fraud. The likelihood of any such error or misappropriation may increase as we accelerate the speed at which we process transactions. The systems supporting our business are comprised of multiple technology platforms that are sometimes difficult to scale. If we are unable to effectively manage our systems and processes, or if there is an error in our products, we may be unable to process customer data in an accurate, reliable and timely manner, which may harm our reputation, the willingness of customers to use our products, and our financial results. In our payments processing service business, if merchants for whom we process payment transactions are unable to pay refunds due to their customers in connection with disputed or fraudulent merchant transactions, we may be required to pay those amounts and our payments may exceed the amount of the customer reserves we have established to make such payments.

***Business interruption or failure of our information technology and communication systems may impair the availability of our products and services, which may damage our reputation and harm our future financial results.***

Our reputation and ability to attract, retain and serve our customers is dependent upon the reliable performance of our products and our underlying technical infrastructure. As we continue to grow our online services, we become more dependent on the continuing operation and availability of our information technology and communications systems and those of our external service providers, including, for example, third-party Internet-based or cloud computing services. We do not have redundancy for all of our systems, and our disaster recovery planning may not account for all eventualities. We have designed a significant portion of our software and computer systems to utilize data processing and storage capabilities provided by public cloud providers, such as Amazon Web Services. If any public cloud service that we use is unavailable to us for any reason, our customers may not be able to access certain of our cloud products or features, which could significantly impact our operations, business, and financial results.

Failure of our systems or those of our third-party service providers, may result in interruptions in our service and loss of data or processing capabilities, all of which may cause a loss in customers, refunds of product fees, material harm to our reputation and operating results.

Our tax businesses must effectively handle extremely heavy customer demand during critical peak periods, which typically occur from January until April of each year. In response to the COVID-19 pandemic, the IRS extended the filing deadline for tax year 2019 until July 15, 2020 and all states with personal income tax also extended their due dates, predominantly to July, and we experienced heavy customer demand during the extended filing period. We face significant risks in maintaining adequate service levels during these peak periods when we derive a substantial portion of our overall revenue from the tax businesses. Any interruptions in our online tax preparation or electronic filing service at any time during the tax season, particularly during a peak period, could result in significantly decreased revenue, lost customers, unexpected refunds of customer charges, negative publicity and increased operating costs, any of which could significantly harm our business, financial condition and results of operations.

We rely on internal systems and external systems maintained by manufacturers, distributors and other service providers to take and fulfill customer orders, handle customer service requests and host certain online activities. Any interruption or failure of our internal or external systems may prevent us or our service providers from accepting and fulfilling customer orders or cause company and customer data to be unintentionally disclosed. Our continuing efforts to upgrade and expand our network security and other information systems as well as our high-availability capabilities are costly, and problems with the design or implementation of system enhancements may harm our business and our results of operations.

Our business operations, data centers, information technology and communications systems are vulnerable to damage or interruption from natural disasters, human error, malicious attacks, fire, power loss, telecommunications failures, computer viruses, computer denial of service attacks, terrorist attacks, health emergencies, such as the COVID-19 pandemic, and other events beyond our control. For example, our employees are largely concentrated in California and India, each of which have been affected by the COVID-19 pandemic and subject to governmental actions designed to contain the spread of COVID-19, such as limitations on the size of gatherings, closures of work facilities, schools, public buildings and businesses, quarantines, lockdowns and travel restrictions. The closure of our facilities in those and other areas in which we operate, and other restrictions inhibiting our employees' ability to access our facilities, have disrupted, and could continue to disrupt our business operations. We have also modified our business practices in connection with the pandemic (including employee travel, employee work locations and cancellation of physical participation in meetings, events and conferences), and we may take further actions as may be required by government authorities or that we determine are in the best interests of our employees, customers or third-party partners. There is no certainty that such measures will be sufficient to mitigate the risks posed by the virus, and that such measures will not impair our ability to perform critical functions. Any such measures could make it considerably more difficult to develop, enhance and support our products and services.

We cannot predict how long any such measures will be in place and whether we would reimplement or enhance any such measures in one or more locations in order to respond to the effects of the pandemic or the rules, regulations or guidelines of any governmental authority. Moreover, the complexity of resuming operations in our offices could introduce new execution risks and we may experience longer-term disruptions to our operations, such as shifts in the work location preferences of our workforce for personal health and safety reasons.

In addition, our corporate headquarters and other critical business operations are located near major seismic faults. In the event of a major natural or man-made disaster, our insurance coverage may not completely compensate us for our losses and our future financial results may be materially harmed.

*We regularly invest resources to update and improve our internal information technology systems and software platforms. Should our investments not succeed, or if delays or other issues with new or existing internal technology systems and software platforms disrupt our operations, our business could be harmed.*

We rely on our network and data center infrastructure and internal technology systems for many of our development, marketing, operational, support, sales, accounting and financial reporting activities. We are continually investing resources to update and improve these systems and environments in order to meet existing needs, as well as the growing and changing requirements of our business and customers. If we experience prolonged delays or unforeseen difficulties in updating and upgrading our systems and architecture, we may experience outages and may not be able to deliver certain offerings and develop new offerings and enhancements that we need to remain competitive. Such improvements and upgrades are often complex, costly and time consuming. In addition, such improvements can be challenging to integrate with our existing technology systems, or may uncover problems with our existing technology systems. Unsuccessful implementation of hardware or software updates and improvements could result in outages, disruption in our business operations, loss of revenue or damage to our reputation.

*If we are unable to develop, manage and maintain critical third-party business relationships, our business may be adversely affected.*

Our growth is increasingly dependent on the strength of our business relationships and our ability to continue to develop, manage and maintain new and existing relationships with third-party partners. We rely on various third-party partners, including software and service providers, suppliers, vendors, manufacturers, distributors, accountants, contractors, financial institutions, core processors, licensing partners and development partners, among others, in many areas of our business in order to deliver our offerings and operate our business. We also rely on third parties to support the operation of our business by maintaining our physical facilities, equipment, power systems and infrastructure. In certain instances, these third-party relationships are sole source or limited source relationships and can be difficult to replace or substitute depending on the level of integration of the third party's products or services into, or with, our offerings and/or the general availability of such third party's products and services. In addition, there may be few or no alternative third-party providers or vendors in the market. Further, there can be no assurance that we will be able to adequately retain third-party contractors engaged to help us operate our business.

Additionally, the business operations of our third-party partners have been and could continue to be disrupted by the COVID-19 pandemic and the actions taken in response to it, including the pandemic's effects on their third-party partners. If our third-party partners are unable to help us operate our business as a result of the COVID-19 pandemic, our business and financial results may be negatively impacted. The failure of third parties to provide acceptable and high quality products, services and technologies or to update their products, services and technologies may result in a disruption to our business operations and our customers, which may reduce our revenues and profits, cause us to lose customers and damage our reputation. Alternative arrangements and services may not be available to us on commercially reasonable terms or at all, or we may experience business interruptions upon a transition to an alternative partner.

Although we have strict standards for our suppliers and business partners to comply with the law and company policies regarding workplace and employment practices, data use and security, environmental compliance, intellectual property licensing and other applicable regulatory and compliance requirements, we cannot control their day-to-day practices. Any violation of laws or implementation of practices regarded as unethical could result in supply chain disruptions, canceled orders, terminations of or damage to key relationships, and damage to our reputation.

In particular, we have relationships with banks, credit unions and other financial institutions that support certain critical services we offer to our customers. If macroeconomic conditions or other factors, including the effects of the COVID-19 pandemic, cause any of these institutions to fail, consolidate, stop providing certain services or institute cost-cutting efforts, our business and financial results may suffer and we may be unable to offer those services to our customers.

We increasingly utilize the distribution platforms of third parties like Apple's App Store and Google's Play Store for the distribution of certain of our product offerings. Although we benefit from the strong brand recognition and large user base of these distribution platforms to attract new customers, the platform owners have wide discretion to change the pricing structure, terms of service and other policies with respect to us and other developers. Any adverse changes by these third parties could adversely affect our financial results.

*Because competition for our key employees is intense, we may not be able to attract, retain and develop the highly skilled employees we need to support our planned growth.*

Much of our future success depends on the continued service and availability of skilled personnel, including members of our executive team, and those in technical and other key positions. Experienced personnel in the software, mobile technologies, data science, data security, and software as a service industries are in high demand and competition for their talents is intense, especially in California and India, where the majority of our employees are located. Also, as we strive to continue to adapt to



technological change and introduce new and enhanced products and business models, we must be able to secure, maintain and develop the right quality and quantity of engaged and committed talent. The incentives we have available to attract, retain, and motivate employees provided by our equity awards may become less effective, and if we were to issue significant equity to attract additional employees, the ownership of our existing stockholders would be diluted. Although we strive to be an employer of choice, we may not be able to continue to successfully attract, retain and develop key personnel, which may cause our business to suffer.

***If we experience significant product accuracy or quality problems or delays in product launches, it may harm our revenue, earnings and reputation.***

All of our tax products and many of our non-tax products have rigid development timetables that increase the risk of errors in our products and the risk of launch delays. Our tax preparation software product development cycle is particularly challenging due to the need to incorporate unpredictable and potentially late tax law and tax form changes each year and because our customers expect high levels of accuracy and a timely launch of these products to prepare and file their taxes by the tax filing deadline. Due to the complexity of our products and the condensed development cycles under which we operate, our products may contain errors that could unexpectedly interfere with the operation of the software or result in incorrect calculations. The complexity of the tax laws on which our products are based may also make it difficult for us to consistently deliver offerings that contain the features, functionality and level of accuracy that our customers expect. When we encounter problems we may be required to modify our code, work with state tax administrators to communicate with affected customers, assist customers with amendments, distribute patches to customers who have already purchased the product and recall or repackage existing product inventory in our distribution channels. If we encounter development challenges or discover errors in our products either late in our development cycle or after release it may cause us to delay our product launch date or suspend product availability until such issues can be fixed. Any major defects, launch delays or product suspensions may lead to loss of customers and revenue, negative publicity, customer and employee dissatisfaction, reduced retailer shelf space and promotions, and increased operating expenses, such as inventory replacement costs, legal fees or other payments, including those resulting from our accuracy guarantee in our tax preparation products. For example, an error in our tax products could cause a compliance error for taxpayers, including the over or underpayment of their federal or state tax liability. While our accuracy guarantee commits us to reimburse penalties and interest paid by customers due solely to calculation errors in our tax preparation products, such errors may result in additional burdens on third parties that we may need to address or that may cause us to suspend the availability of our products until such errors are addressed. This could also affect our reputation, the willingness of customers to use our products, and our financial results. Further, as we develop our platform to connect people to experts, such as connecting TurboTax customers with tax experts through our TurboTax Live offering, or connecting QuickBooks customers with bookkeepers through our QuickBooks Live offering, we face the risk that these experts may provide advice that is erroneous, ineffective or otherwise unsuitable. Any such deficiency in the advice given by these experts may cause harm to our customers, a loss of customer confidence in our offerings or harm to our reputation or financial results.

***Our international operations are subject to increased risks which may harm our business, operating results, and financial condition.***

In addition to uncertainty about our ability to generate revenues from our foreign operations and expand into international markets, there are risks inherent in doing business internationally, including:

- different or more restrictive privacy, data protection, data localization, and other laws that could require us to make changes to our products, services and operations, such as mandating that certain types of data collected in a particular country be stored and/or processed within that country;
- difficulties in developing, staffing, and simultaneously managing a large number of varying foreign operations as a result of distance, language, and cultural differences;
- stringent local labor laws and regulations;
- credit risk and higher levels of payment fraud;
- profit repatriation restrictions, and foreign currency exchange restrictions;
- geopolitical events, including natural disasters, acts of war and terrorism, and health emergencies, including divergent governmental responses thereto across the jurisdictions in which we operate;
- import or export regulations;
- compliance with the U.S. Foreign Corrupt Practices Act, the U.K. Bribery Act, and laws and regulations of other jurisdictions prohibiting corrupt payments to government officials and other third parties;
- antitrust and competition regulations;
- potentially adverse tax developments;
- economic uncertainties relating to European sovereign and other debt;
- trade barriers and changes in trade regulations;

- political or social unrest, economic instability, repression, or human rights issues; and
- risks related to other government regulation or required compliance with local laws.

Violations of the rapidly evolving and complex foreign and U.S. laws and regulations that apply to our international operations may result in fines, criminal actions or sanctions against us, our officers or our employees, prohibitions on the conduct of our business and damage to our reputation. Although we have implemented policies and procedures designed to promote compliance with these laws, we cannot be sure that our employees, contractors and agents are in compliance with our policies. These risks inherent in our international operations and expansion increase our costs of doing business internationally and may result in harm to our business, operating results, and financial condition.

## LEGAL AND COMPLIANCE RISKS

Legal and compliance risks arise from change in the government and regulatory environment, including complex and evolving regulations relating privacy and data security; potential litigation; regulatory inquiries and intellectual property infringement claims.

### *Increased government regulation of our businesses, or changes to existing regulations, may harm our operating results.*

The Company is subject to federal, state, local and international laws and regulations that affect the Company's activities, including, without limitation, areas of labor, advertising, tax, financial services, data privacy and security, electronic funds transfer, money transmission, lending, digital content, consumer protection, real estate, billing, e-commerce, promotions, quality of services, intellectual property ownership and infringement, import and export requirements, anti-corruption, foreign exchange controls and cash repatriation restrictions, anti-competition, environmental, health and safety, and other regulated activities. There have been significant new regulations and heightened focus by the government on many of these areas, as well as in areas such as insurance and privacy. As we expand our products and services and revise our business models, both domestically and internationally, we may become subject to additional government regulation or increased regulatory scrutiny. For example, in April 2020, one of our subsidiaries became a Small Business Administration ("SBA") approved lender under the SBA's recently established Paycheck Protection Program ("PPP") authorized by the Coronavirus Aid, Relief and Economic Security Act. Further, regulators (both in the U.S. and in other jurisdictions in which we operate) may adopt new laws or regulations, change existing regulations, or their interpretation of existing laws or regulations may differ from ours. In response to the COVID-19 pandemic, federal, state, local and foreign governmental authorities have imposed, and may continue to impose, protocols and restrictions intended to contain the spread of the virus, including limitations on the size of gatherings, closures of work facilities, schools, public buildings and businesses, quarantines, lockdowns and travel restrictions. Such restrictions have disrupted and may continue to disrupt our business operations and limit our ability to perform critical functions.

The tax preparation industry continues to receive heightened attention from federal and state governments. New legislation, regulation, public policy considerations, changes in the cybersecurity environment, litigation by the government or private entities, changes to or new interpretations of existing laws may result in greater oversight of the tax preparation industry, restrict the types of products and services that we can offer or the prices we can charge, or otherwise cause us to change the way we operate our tax businesses or offer our tax products and services. We may not be able to respond quickly to such regulatory, legislative and other developments, and these changes may in turn increase our cost of doing business and limit our revenue opportunities. In addition, if our practices are not consistent with new interpretations of existing laws, we may become subject to lawsuits, penalties, and other liabilities that did not previously apply. We are also required to comply with a variety of state revenue agency standards in order to successfully operate our tax preparation and electronic filing services.

Changes in state-imposed requirements by one or more of the states, including the required use of specific technologies or technology standards, may significantly increase the costs of providing those services to our customers and may prevent us from delivering a quality product to our customers in a timely manner.

### *Complex and evolving U.S. and international laws and regulation regarding privacy and data protection could result in claims, changes to our business practices, penalties or increased cost of operations or otherwise harm our business.*

Regulations related to the provision of online services is evolving as federal, state and foreign governments continue to adopt new or modify existing laws and regulations addressing data privacy and the collection, processing, storage, transfer and use of data. This includes, for example, the EU's General Data Protection Regulation (GDPR) and the new California Consumer Protection Act (CCPA), which became effective on January 1, 2020. In our efforts to meet the GDPR, CCPA and other data privacy regulations, we have made and continue to make certain operational changes to our products and business practices. If we are unable to engineer products that meet these evolving requirements or help our customers meet their obligations under these or other new data regulations, we might experience reduced demand for our offerings. Further, penalties for non-compliance with these laws may be significant.

In addition, there are global privacy treaties and frameworks that have created compliance uncertainty and increased complexity. For example, the European Commission and the Swiss Government approved the EU-U.S. and Swiss-U.S. Privacy

Shield frameworks, respectively, that provide a mechanism for companies to legally transfer personal data from the EU and Switzerland to the U.S. However, these frameworks as well as other personal data transfer mechanisms face a number of legal challenges, both by regulators and private parties. A change in these transfer mechanisms could cause us to incur costs or require us to change our business practices in a manner adverse to our business.

Other governmental authorities throughout the U.S. and around the world are considering similar types of legislative and regulatory proposals concerning data protection. Each of these privacy, security and data protection laws and regulations could impose significant limitations, require changes to our business, require notification to customers or workers of a security breach, restrict our use or storage of personal information, or cause changes in customer purchasing behavior which may make our business more costly, less efficient or impossible to conduct, and may require us to modify our current or future products or services, which may make customers less likely to purchase our products and may harm our future financial results. Additionally, any actual or alleged noncompliance with these laws and regulations could result in negative publicity and subject us to investigations, claims or other remedies, including demands that we modify or cease existing business practices, and expose us to significant fines, penalties and other damages. We have incurred, and may continue to incur, significant expenses to comply with existing privacy and security standards and protocols imposed by law, regulation, industry standards or contractual obligations.

***We are frequently a party to litigation and regulatory inquiries which could result in an unfavorable outcome and have an adverse effect on our business, financial condition, results of operation and cash flows.***

We are subject to various legal proceedings (including class action lawsuits), claims and regulatory inquiries that have arisen out of the ordinary conduct of our business and are not yet resolved and additional claims and inquiries may arise in the future. The number and significance of these claims and inquiries may increase as our businesses evolve. Any proceedings, claims or inquiries initiated by or against us, whether successful or not, may be time consuming; result in costly litigation, damage awards, consent decrees, injunctive relief or increased costs of business; require us to change our business practices or products; require significant amounts of management time; result in diversion of significant operations resources; or otherwise harm our business and future financial results. For further information about specific litigation, see Item 3, "Legal Proceedings."

***Third parties claiming that we infringe their proprietary rights may cause us to incur significant legal expenses and prevent us from selling our products.***

We may become increasingly subject to infringement claims, including patent, copyright, trade secret, and trademark infringement claims. Litigation may be necessary to determine the validity and scope of the intellectual property rights of others. We have received a number of allegations of intellectual property infringement claims in the past and expect to receive more claims in the future based on allegations that our offerings infringe upon the intellectual property held by third parties. Some of these claims are the subject of pending litigation against us and against some of our customers. These claims may involve patent holding companies or other adverse intellectual property owners who have no relevant product revenues of their own, and against whom our own intellectual property may provide little or no deterrence. The ultimate outcome of any allegation is uncertain and, regardless of outcome, any such claim, with or without merit, may be time consuming to defend, result in costly litigation, divert management's time and attention from our business, require us to stop selling, delay shipping or redesign our products, or require us to pay monetary damages for royalty or licensing fees, or to satisfy indemnification obligations that we have with some of our customers. Our failure to obtain necessary license or other rights, or litigation arising out of intellectual property claims may harm our business.

***We are subject to risks associated with information disseminated through our services.***

The laws relating to the liability of online services companies for information such as online content disseminated through their services are subject to frequent challenges. In spite of settled law in the U.S., claims are made against online services companies by parties who disagree with the content. Where our online content is accessed on the internet outside of the U.S., challenges may be brought under foreign laws which do not provide the same protections for online services companies as in the U.S. These challenges in either U.S. or foreign jurisdictions may give rise to legal claims alleging defamation, libel, invasion of privacy, negligence, copyright or trademark infringement, or other theories based on the nature and content of the materials disseminated through the services. Certain of our services include content generated by users of our online services. Although this content is not generated by us, claims of defamation or other injury may be made against us for that content. Any costs incurred as a result of this potential liability may harm our business.

## **FINANCIAL RISKS**

Financial risks relate to our ability to meet financial obligations and mitigate exposure to financial impacts to our businesses or our offerings. Financial risks arise from the following: seasonality; excessive subscription cancellations and product returns; unanticipated changes in income tax rates; adverse global macro-economic conditions; credit risks; fluctuations in our net income; indebtedness; and the fluctuation of our stock price.

***Our tax business is highly seasonal and our quarterly results fluctuate significantly.***

Our tax offerings have significant seasonal patterns. Revenue from income tax preparation products and services is typically heavily concentrated during November through April and, for the 2019 tax season, this seasonality was affected by the IRS's extension of the federal tax filing deadline to July 15, 2020 and all states with personal income tax also extending their due dates, predominantly to July. This seasonality has caused significant fluctuations in our quarterly financial results. Our financial results may also fluctuate from quarter to quarter and year to year due to a variety of factors, including factors that may affect the timing of revenue recognition. These include changes to our offerings that result in the inclusion or exclusion of ongoing services; changes in product pricing strategies or product sales mix; the timing of the availability of federal and state tax forms from taxing agencies and the ability of those agencies to receive electronic tax return submissions; changes in customer behavior; and the timing of our discontinuation of support for older product offerings. Other factors that may affect our quarterly or annual financial results include the timing of acquisitions, divestitures, and goodwill and acquired intangible asset impairment charges. Any fluctuations in our operating results may adversely affect our stock price.

***If actual customer refunds for our offerings exceed the amount we have reserved our future financial results may be harmed.***

Like many software companies we refund customers for product returns and subscription cancellations. We establish reserves against revenue in our financial statements based on estimated customer refunds. We closely monitor this refund activity in an effort to maintain adequate reserves. In the past, customer refunds have not differed significantly from these reserves. However, if we experience actual customer refunds or an increase in risks of collecting customer payments, including as a result of financial hardship experienced by our customers related to the COVID-19 pandemic, that significantly exceed the amount we have reserved, it may result in lower net revenue.

***Unanticipated changes in our income tax rates or other indirect tax may affect our future financial results.***

Our future effective income tax rates may be favorably or unfavorably affected by unanticipated changes in the valuation of our deferred tax assets and liabilities, by changes in our stock price, or by changes in tax laws or their interpretation. Foreign governments may enact tax laws that could result in further changes to global taxation and materially affect our financial position and results of operations. In addition, we are subject to the continuous examination of our income tax returns by the Internal Revenue Service and other tax authorities. We regularly assess the likelihood of adverse outcomes resulting from these examinations to determine the adequacy of our provision for income taxes. These continuous examinations may result in unforeseen tax-related liabilities, which may harm our future financial results.

An increasing number of states and foreign jurisdictions have adopted laws or administrative practices, that impose new taxes on all or a portion of gross revenue or other similar amounts or impose additional obligations to collect transaction taxes such as sales, consumption, value added, or similar taxes. We may not have sufficient lead time to build systems and processes to collect these taxes properly, or at all. Failure to comply with such laws or administrative practices, or a successful assertion by such states or foreign jurisdictions requiring us to collect taxes where we do not, could result in material tax liabilities, including for past sales, as well as penalties and interest.

***Adverse global economic conditions could harm our business and financial condition.***

Adverse macroeconomic developments could negatively affect our business and financial condition. Adverse global economic events have caused, and could, in the future, cause disruptions and volatility in global financial markets and increased rates of default and bankruptcy, and could impact consumer and small business spending. In particular, because the majority of our revenue is derived from sales within the U.S., economic conditions in the U.S. have an even greater impact on us than companies with a more diverse international presence. Challenging economic times could cause potential new customers not to purchase or to delay purchasing our products and services, and could cause our existing customers to discontinue purchasing or delay upgrades of our existing products and services, thereby negatively impacting our revenues and future financial results. Decreased consumer spending levels could also reduce credit and debit card transaction processing volumes causing reductions in our payments revenue. Poor economic conditions and high unemployment have caused, and could in the future cause, a significant decrease in the number of tax returns filed, which may have a significant effect on the number of tax returns we prepare and file. In addition, weakness in the end-user consumer and small business markets could negatively affect the cash flow of our distributors and resellers who could, in turn, delay paying their obligations to us, which could increase our credit risk exposure and cause delays in our recognition of revenue or future sales to these customers. Any of these events could harm our business and our future financial results.

The COVID-19 pandemic and the actions taken in response to it have significantly increased economic and demand uncertainty. The COVID-19 pandemic has caused a global recession and we cannot predict the extent to which existing small businesses will be able to survive such a downturn. Moreover, in connection with the COVID-19 pandemic, unemployment has increased significantly. Accordingly, the risks described in the paragraph above, including reduced customer demand for our products and services, decreased consumer spending levels and, in the future, decreases in the number of tax returns filed, may be more likely to materialize, any of which could harm our business and our future financial results.

***We provide capital to small businesses, which exposes us to certain risk, and may cause us material financial or reputational harm.***

We provide capital to qualified small businesses, which exposes us to the risk of our borrowers' inability to repay such loans. We have also entered into credit arrangements with financial institutions to obtain the capital we provide under this offering. Any termination or interruption in the financial institutions' ability to lend to us could interrupt our ability to provide capital to qualified small businesses. Further, our credit decisioning, pricing, loss forecasting, scoring and other models used to evaluate loan applications may contain errors or may not adequately assess creditworthiness of our borrowers, or may be otherwise ineffective, resulting in incorrect approvals or denials of loans. It is also possible that loan applicants could provide false or incorrect information. Moreover, the COVID-19 pandemic and the actions taken in response to it have had a significant impact on small businesses and may increase the likelihood that our borrowers are unable to repay their loans. If any of the foregoing events were to occur, our reputation, relationships with borrowers, collections of loans receivable and financial results could be harmed. In addition, one of our subsidiaries is a lender and a servicer under the PPP to support our small business customers and other eligible applicants during the pandemic. Our participation in this program exposes us to many of the risks described above and additional risks, such as borrower default, the SBA declining to forgive or honor its guarantee with respect to PPP loans and litigation or other disputes with borrowers or others related to our PPP activities.

***Amortization of acquired intangible assets and impairment charges may cause significant fluctuation in our net income.***

Our acquisitions have resulted in significant expenses, including amortization and impairment of acquired technology and other acquired intangible assets, and impairment of goodwill. Total costs and expenses in these categories were \$28 million in fiscal 2020; \$26 million in fiscal 2019; and \$21 million in fiscal 2018. Although under current accounting rules goodwill is not amortized, we may incur impairment charges related to the goodwill already recorded and to goodwill arising out of future acquisitions. We test the impairment of goodwill annually in our fourth fiscal quarter or more frequently if indicators of impairment arise. The timing of the formal annual test may result in charges to our statement of operations in our fourth fiscal quarter that may not have been reasonably foreseen in prior periods. At July 31, 2020, we had \$1.7 billion in goodwill and \$28 million in net acquired intangible assets on our consolidated balance sheet, both of which may be subject to impairment charges in the future. New acquisitions, and any impairment of the value of acquired intangible assets, may have a significant negative impact on our future financial results.

***We have incurred indebtedness and may incur other debt in the future, which may adversely affect our financial condition and future financial results.***

As of July 31, 2020, we had an aggregate of \$3.4 billion of indebtedness outstanding under our credit facilities and our senior unsecured notes. Under the agreements governing our indebtedness, we are permitted to incur additional debt. This debt, and any debt that we may incur in the future, may adversely affect our financial condition and future financial results by, among other things:

- increasing our vulnerability to downturns in our business, to competitive pressures and to adverse economic and industry conditions;
- requiring the dedication of a portion of our expected cash from operations to service our indebtedness, thereby reducing the amount of expected cash flow available for other purposes, including capital expenditures, share repurchases and acquisitions; and
- limiting our flexibility in planning for, or reacting to, changes in our businesses and our industries.

If we are unable to generate sufficient cash flow from operations in the future to service our debt, we may be required, among other things, to seek additional financing in the debt or equity markets, refinance or restructure all or a portion of our indebtedness, sell selected assets or reduce or delay planned capital, operating or investment expenditures. Such measures may not be sufficient to enable us to service our debt.

Additionally, the agreements governing our indebtedness impose restrictions on us and require us to comply with certain covenants. For example, our credit facilities restrict the ability of our subsidiaries to incur indebtedness and require us to maintain compliance with specified financial ratios. Our ability to comply with these ratios may be affected by events beyond our control. In addition, our credit facilities and the indenture governing our senior unsecured notes limit our ability to create liens on our and subsidiaries' assets and engage in sale and leaseback transactions. If we breach any of these covenants and do not obtain a waiver from the lenders or the noteholders, as applicable, then, subject to applicable cure periods, any or all of our outstanding indebtedness may be declared immediately due and payable. There can be no assurance that any refinancing or additional financing would be available on terms that are favorable or acceptable to us, if at all.

Under the terms of our outstanding senior unsecured notes, we may be required to repurchase the notes for cash prior to their maturity in connection with the occurrence of certain changes of control that are accompanied by certain downgrades in the credit ratings of the notes. The repayment obligations under the notes may have the effect of discouraging, delaying or preventing a takeover of our company. If we were required to pay the notes prior to their scheduled maturity, it could have a negative impact on our cash position and liquidity and impair our ability to invest financial resources in other strategic initiatives.

In addition, changes by any rating agency to our credit rating may negatively impact the value and liquidity of both our debt and equity securities. If our credit ratings are downgraded or other negative action is taken, the interest rate payable by us under our unsecured revolving credit facility may increase. In addition, any downgrades in our credit ratings may affect our ability to obtain additional financing in the future and may negatively impact the terms of any such financing.

***We cannot guarantee that our share repurchase program will be fully consummated or that it will enhance long-term stockholder value.***

We have a stock repurchase program under which we are authorized to repurchase our common stock. The repurchase program does not have an expiration date and we are not obligated to repurchase a specified number or dollar value of shares. Our repurchase program may be suspended or terminated at any time. For example, in connection with our pending acquisition of Credit Karma, we have temporarily suspended share repurchases under our repurchase program in compliance with applicable federal securities laws. Even if our stock repurchase program is fully implemented, it may not enhance long-term stockholder value. Also, the amount, timing, and execution of our stock repurchase programs may fluctuate based on our priorities for the use of cash for other purposes and because of changes in cash flows, tax laws, and the market price of our common stock.

***Our stock price may be volatile and your investment could lose value.***

Our stock price is subject to changes in recommendations or earnings estimates by financial analysts, changes in investors' or analysts' valuation measures for our stock, our credit ratings and market trends unrelated to our performance. Furthermore, speculation in the press or investment community about our strategic position, financial condition, results of operations, business or security of our products, can cause changes in our stock price. These factors, as well as general economic and political conditions, including the effects of the COVID-19 pandemic, and the timing of announcements in the public market regarding new products, product enhancements or technological advances by our competitors or us, and any announcements by us of acquisitions, major transactions, or management changes may adversely affect our stock price. Moreover, the COVID-19 pandemic has caused significant volatility in the global financial markets, which has resulted in significant volatility in our stock price recently. Further, any changes in the amounts or frequency of share repurchases or dividends may also adversely affect our stock price. A significant drop in our stock price could expose us to the risk of securities class actions lawsuits, which may result in substantial costs and divert management's attention and resources, which may adversely affect our business.

---

## ITEM 1B - UNRESOLVED STAFF COMMENTS

---

None.

---

## ITEM 2 - PROPERTIES

---

Our principal locations, their purposes, and the expiration dates for the leases on facilities at those locations as of July 31, 2020 are shown in the table below. We have renewal options on many of our leases.

Location	Purpose	Approximate Square Feet	Principal Lease Expiration Dates
Mountain View, California	Corporate headquarters and principal offices for Small Business & Self-Employed segment	487,000	2024 - 2026
Mountain View, California	Corporate headquarters and principal offices for Small Business & Self-Employed segment	185,000	Owned
Bangalore, India	Principal offices for Intuit India	478,000	2020 - 2022
San Diego, California	Principal offices for Consumer segment	466,000	Owned
Plano, Texas	Principal offices for Strategic Partner segment and data center	166,000	2026

We also lease or own facilities in a number of domestic locations and lease facilities internationally in Canada, the United Kingdom, Australia, Israel, and several other locations. We believe our facilities are suitable and adequate for our current and near-term needs, and that we will be able to locate additional facilities as needed. See Note 9 to the financial statements in Item 8 of this Annual Report for more information about our lease commitments.

---

## ITEM 3 - LEGAL PROCEEDINGS

---

Beginning in May 2019, various legal proceedings were filed and certain regulatory inquiries were commenced in connection with our provision and marketing of free online tax preparation programs. We believe that the allegations contained within these legal proceedings are without merit. We intend to vigorously defend against the legal proceedings and cooperate in the inquiries. These proceedings include multiple putative class actions that were consolidated into a single putative class action in the Northern District of California in September 2019 and demands for arbitration that were filed beginning in October 2019.

To date, the legal and other fees we have incurred related to these proceedings and inquiries have not been material. The ongoing defense and any resolution or settlement of these proceedings and inquiries could involve significant costs to us. In view of the complexity and ongoing nature of these proceedings and inquiries, at this time we are unable to estimate a reasonably possible financial loss or range of financial loss that we may incur to resolve or settle these matters.

As of July 31, 2020, there are approximately 42,000 individual arbitration claims pending and we could incur significant arbitration and legal fees associated with the defense of these claims. In fiscal year 2020, we recorded approximately \$14 million in arbitration fees related to these claims. The arbitration fees are accrued when invoiced or when the services are rendered. We are disputing the applicability and propriety of these fees. However, we could incur additional arbitration fees of approximately \$120 million related to these claims in the future. These additional fees could be incurred beginning in fiscal 2021.

Intuit is subject to certain routine legal proceedings, including class action lawsuits, as well as demands, claims, government inquiries and threatened litigation, that arise in the normal course of our business, including assertions that we may be infringing patents or other intellectual property rights of others. Our failure to obtain necessary license or other rights, or litigation arising out of intellectual property claims could adversely affect our business. We currently believe that, in addition to any amounts accrued, the amount of potential losses, if any, for any pending claims of any type (either alone or combined) will not have a material impact on our consolidated financial statements. The ultimate outcome of any legal proceeding is uncertain and, regardless of outcome, legal proceedings can have an adverse impact on Intuit because of defense costs, negative publicity, diversion of management resources and other factors.

---

## ITEM 4 - MINE SAFETY DISCLOSURES

---

None.

**PART II****ITEM 5 - MARKET FOR REGISTRANT'S COMMON EQUITY, RELATED STOCKHOLDER MATTERS AND ISSUER PURCHASES OF EQUITY SECURITIES*****Market Information for Common Stock***

Intuit's common stock is quoted on the Nasdaq Global Select Market under the symbol "INTU."

***Stockholders***

As of August 24, 2020 we had approximately 380 record holders and approximately 509,000 beneficial holders of our common stock.

***Dividends***

We declared cash dividends that totaled \$2.12 per share of outstanding common stock or \$562 million during fiscal 2020 and \$1.88 per share of outstanding common stock or \$500 million during fiscal 2019. In August 2020 our Board of Directors declared a quarterly cash dividend of \$0.59 per share of outstanding common stock payable on October 19, 2020 to stockholders of record at the close of business on October 12, 2020. We currently expect to continue to pay comparable cash dividends on a quarterly basis in the future; however, future declarations of dividends and the establishment of future record dates and payment dates are subject to the final determination of our Board of Directors.

***Recent Sales of Unregistered Securities***

None.

***Purchases of Equity Securities by the Issuer and Affiliated Purchasers***

Stock repurchase activity during the three months ended July 31, 2020 was as follows:

Period	Total Number of Shares Purchased	Average Price Paid per Share	Total Number of Shares Purchased as Part of Publicly Announced Plans	Approximate Dollar Value of Shares That May Yet Be Purchased Under the Plans
May 1, 2020 through May 31, 2020	—	\$—	—	\$2,370,765,174
June 1, 2020 through June 30, 2020	—	\$—	—	\$2,370,765,174
July 1, 2020 through July 31, 2020	—	\$—	—	\$2,370,765,174
Total	—	\$—	—	

**Note:** On August 19, 2016 we announced a plan under which we are authorized to repurchase up to \$2 billion of our common stock. On August 21, 2018, our Board approved a new stock repurchase program under which we are authorized to repurchase up to an additional \$2 billion of our common stock. At July 31, 2020, authorization from our Board of Directors to expend up to \$2.4 billion remained available under these plans. In connection with our pending acquisition of Credit Karma, we have temporarily suspended share repurchases.

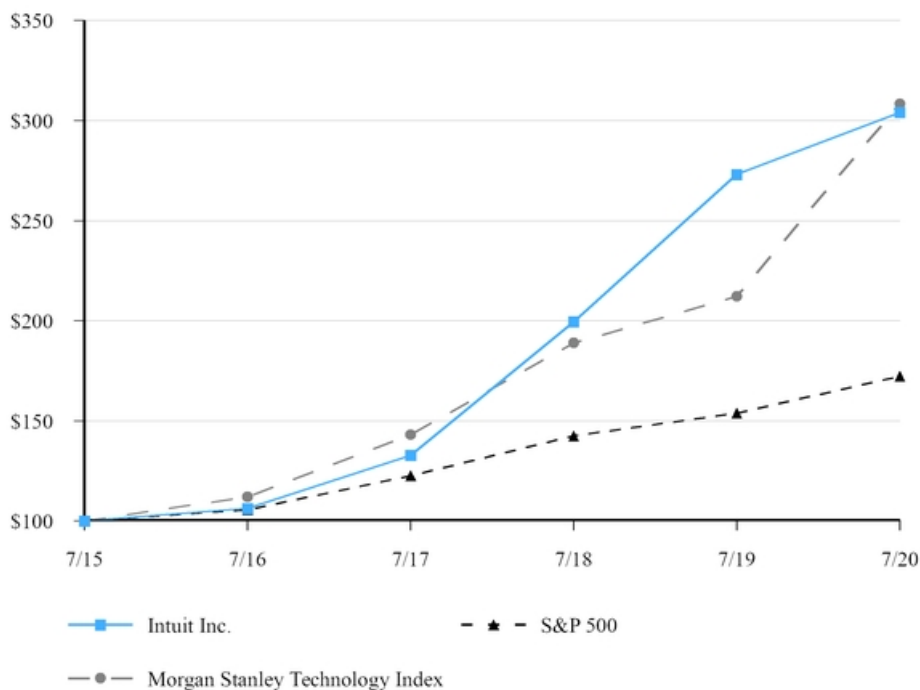


**Company Stock Price Performance**

The graph below compares the cumulative total stockholder return on Intuit common stock for the last five full fiscal years with the cumulative total returns on the S&P 500 Index and the Morgan Stanley Technology Index for the same period. The graph assumes that \$100 was invested in Intuit common stock and in each of the other indices on July 31, 2015 and that all dividends were reinvested. The comparisons in the graph below are based on historical data – with Intuit common stock prices based on the closing price on the dates indicated – and are not intended to forecast the possible future performance of Intuit’s common stock.

**COMPARISON OF 5 YEAR CUMULATIVE TOTAL RETURN\***

Among Intuit Inc., the S&P 500 Index,  
and Morgan Stanley Technology Index



\*\$100 invested on 07/31/15 in stock or index, including reinvestments of dividends.  
Fiscal year ending July 31.

Copyright© 2020 Standard and Poor’s, a division of S&P Global. All rights reserved.

	July 31, 2015	July 31, 2016	July 31, 2017	July 31, 2018	July 31, 2019	July 31, 2020
<b>Intuit Inc.</b>	\$ 100.00	\$ 106.20	\$ 132.80	\$ 199.52	\$ 273.07	\$ 304.04
<b>S&amp;P 500</b>	\$ 100.00	\$ 105.61	\$ 122.56	\$ 142.46	\$ 153.84	\$ 172.23
<b>Morgan Stanley Technology Index</b>	\$ 100.00	\$ 112.02	\$ 143.16	\$ 188.85	\$ 212.17	\$ 308.40

## ITEM 6 - SELECTED FINANCIAL DATA

The following tables show Intuit's selected financial information for the past five fiscal years. The comparability of the information is affected by a variety of factors, including acquisitions and divestitures of businesses, issuance and repayment of debt, share-based compensation expense, amortization of acquired technology and other acquired intangible assets, repurchases of common stock under our stock repurchase programs, and the payment of cash dividends.

The consolidated statement of operations data for fiscal 2020 and the consolidated balance sheet data as of July 31, 2020 reflect the adoption of Accounting Standards Update (ASU) 2016-02, "Leases (Topic 842)" using the modified retrospective approach, under which financial results reported in prior periods were not restated. See Note 1 in Item 8 of this Annual Report for more information. The consolidated statement of operations data for fiscal 2019, 2018 and 2017, and the consolidated balance sheet data as of July 31, 2019, 2018 and 2017 reflect the full retrospective application of ASU 2014-09, "Revenue from Contracts with Customers (Topic 606)." The consolidated statement of operations data for fiscal 2016 and the consolidated balance sheet data as of July 31, 2016 do not reflect the adoption of ASU 2014-09 and continue to be reported under the standards in effect for that period.

In fiscal 2019 and fiscal 2018, we acquired several companies and we have included the results of operations for each of them in our consolidated results of operations from their respective dates of acquisition.

In fiscal 2016 we completed the sales of our Demandforce, QuickBase, and Quicken businesses. We accounted for all of these businesses as discontinued operations and have therefore included their results on our consolidated statements of operations for fiscal 2016 to reflect them as such.

To better understand the information in these tables, investors should read "Management's Discussion and Analysis of Financial Condition and Results of Operations" in Item 7 of this Annual Report, and the financial statements and related notes in Item 8 of this Annual Report.

### Consolidated Statement of Operations Data

(In millions, except per share amounts)

	Fiscal				
	2020	2019	2018	2017	2016
Total net revenue	\$ 7,679	\$ 6,784	\$ 6,025	\$ 5,196	\$ 4,694
Total costs and expenses	5,503	4,930	4,465	3,778	3,452
Operating income from continuing operations	2,176	1,854	1,560	1,418	1,242
Total share-based compensation expense included in total costs and expenses	435	401	382	326	278
Net income from continuing operations	1,826	1,557	1,329	985	806
Net income from discontinued operations	—	—	—	—	173
Net income	1,826	1,557	1,329	985	979
<b>Net income per common share:</b>					
Basic net income per share from continuing operations	\$ 6.99	\$ 5.99	\$ 5.18	\$ 3.83	\$ 3.08
Basic net income per share from discontinued operations	—	—	—	—	0.65
Basic net income per share	<u>\$ 6.99</u>	<u>\$ 5.99</u>	<u>\$ 5.18</u>	<u>\$ 3.83</u>	<u>\$ 3.73</u>
Diluted net income per share from continuing operations	\$ 6.92	\$ 5.89	\$ 5.09	\$ 3.78	\$ 3.04
Diluted net income per share from discontinued operations	—	—	—	—	0.65
Diluted net income per share	<u>\$ 6.92</u>	<u>\$ 5.89</u>	<u>\$ 5.09</u>	<u>\$ 3.78</u>	<u>\$ 3.69</u>
Dividends declared per common share	<u>\$ 2.12</u>	<u>\$ 1.88</u>	<u>\$ 1.56</u>	<u>\$ 1.36</u>	<u>\$ 1.20</u>

**Consolidated Balance Sheet Data**

<i>(In millions)</i>	At July 31,				
	2020	2019	2018	2017	2016
Cash, cash equivalents and investments	\$ 7,050	\$ 2,740	\$ 1,716	\$ 777	\$ 1,080
Working capital (deficit)	4,451	1,628	679	(205)	(637)
Total assets	10,931	6,283	5,134	3,977	4,250
Short-term debt	1,338	50	50	50	512
Long-term debt	2,031	386	388	438	488
Long-term deferred income tax liabilities	2	37	68	78	7
Operating lease liabilities	221	—	—	—	—
Other long-term obligations <sup>(1)</sup>	42	145	119	124	343
Total stockholders' equity	5,106	3,749	2,816	1,699	1,161

(1) Upon adoption of ASU 2014-09 in fiscal 2019, other long-term obligations includes long-term deferred revenue. The balance as of July 31, 2016 conforms to this presentation, but as noted above does not reflect the adoption of ASU 2014-09.

---

## ITEM 7 - MANAGEMENT'S DISCUSSION AND ANALYSIS OF FINANCIAL CONDITION AND RESULTS OF OPERATIONS

---

Management's Discussion and Analysis of Financial Condition and Results of Operations (MD&A) is intended to provide readers of our consolidated financial statements with the perspectives of management. This should allow the readers of this report to obtain a comprehensive understanding of our businesses, strategies, current trends, and future prospects. Our MD&A includes the following sections:

- **Executive Overview:** High level discussion of our operating results and some of the trends that affect our business.
- **Critical Accounting Policies and Estimates:** Policies and estimates that we believe are important to understanding the assumptions and judgments underlying our financial statements.
- **Results of Operations:** A more detailed discussion of our revenue and expenses.
- **Liquidity and Capital Resources:** Discussion of key aspects of our consolidated statements of cash flows, changes in our consolidated balance sheets, and our financial commitments.

You should note that this MD&A contains forward-looking statements that involve risks and uncertainties. Please see the section entitled "Forward-Looking Statements" immediately preceding Part I for important information to consider when evaluating such statements.

You should read this MD&A in conjunction with the financial statements and related notes in Item 8 of this Annual Report.

Effective August 1, 2019, we adopted the new lease standard using the modified retrospective approach, under which financial results reported in prior periods were not restated. See Note 1 to the financial statements in Item 8 of this Annual Report for more information.

In fiscal 2018 and fiscal 2019 we acquired several companies including TSheets.com LLC, Exactor, Inc., and Applatix, Inc. We have included their results of operations in our consolidated results of operations from their respective dates of acquisition. See Note 6 in Item 8 of this Annual Report for more information.

In March 2020 the World Health Organization declared the COVID-19 outbreak as a pandemic. The COVID-19 pandemic has had significant adverse impacts on the U.S. and global economies. We are conducting business with substantial modifications to employee work locations and employee travel, among other modifications. While we have not experienced significant disruptions to our operations thus far from the COVID-19 pandemic, we are unable to predict the full impact that the COVID-19 pandemic will have on our operations and future financial performance, including demand for our offerings, impact to our customers and partners, actions that may be taken by governmental authorities, and other factors identified in "Risk Factors" in Item 1A of Part I of this Report.

In April 2020, Intuit was approved as a non-bank Small Business Administration lender for the Paycheck Protection Program (PPP). The PPP was authorized under the Coronavirus Aid, Relief, and Economic Security Act (CARES Act) to provide small businesses loans to pay payroll and group health costs, salaries and commissions, mortgage and rent payments, utilities, and interest on other debt which is designed to provide assistance to small businesses during the COVID-19 pandemic.

### EXECUTIVE OVERVIEW

This overview provides a high level discussion of our operating results and some of the trends that affect our business. We believe that an understanding of these trends is important in order to understand our financial results for fiscal 2020 as well as our future prospects. This summary is not intended to be exhaustive, nor is it a substitute for the detailed discussion and analysis provided elsewhere in this Annual Report on Form 10-K.

#### Industry Trends and Seasonality

##### Industry Trends

Artificial Intelligence (AI) is transforming multiple industries, including financial technology. Disruptive start-ups, emerging ecosystems and mega-platforms are harnessing new technology to create personalized experiences, deliver data-driven insights and increase speed of service. These shifts are creating a more dynamic and highly competitive environment where customer expectations are shifting around the world as more services become digitized and the array of choices continues to increase.

### *Seasonality*

Historically, our Consumer and Strategic Partner offerings have had a significant and distinct seasonal pattern as sales and revenue from our income tax preparation products and services are heavily concentrated in the period from November through April. This seasonal pattern has historically resulted in higher net revenues during our second and third quarters ending January 31 and April 30, respectively. In March 2020, as a relief measure in response to the COVID-19 pandemic, the IRS extended the filing deadline for the 2019 tax year from April 15, 2020 to July 15, 2020. Additionally, all states with a personal income tax also extended their due dates, predominantly to July. As a result, there was a shift in sales and revenue from our third fiscal quarter to our fourth fiscal quarter during fiscal 2020. We expect the seasonality of our Consumer and Strategic Partner businesses to continue to have a significant impact on our quarterly financial results in the future.

### *Key Challenges and Risks*

Our growth strategy depends upon our ability to initiate and embrace disruptive technology trends, to enter new markets, and to drive broad adoption of the products and services we develop and market. Our future growth also increasingly depends on the strength of our third-party business relationships and our ability to continue to develop, maintain, and strengthen new and existing relationships. To remain competitive and continue to grow, we are investing significant resources in our product development, marketing, and sales capabilities, and we expect to continue to do so in the future.

As we offer more online services, the ongoing operation and availability of our platforms and systems and those of our external service providers is becoming increasingly important. Because we help customers manage their financial lives, we face risks associated with the hosting, collection, use, and retention of personal customer information and data. We are investing significant management attention and resources in our information technology infrastructure and in our privacy and security capabilities, and we expect to continue to do so in the future.

For our consumer and professional tax offerings, we have implemented additional security measures and are continuing to work with state and federal governments to implement industry-wide security and anti-fraud measures, including sharing information regarding suspicious filings. We continue to invest in security measures and to work with the broader industry and government to protect our customers against this type of fraud.

For a complete discussion of the most significant risks and uncertainties affecting our business, please see “*Forward-Looking Statements*” immediately preceding Part I and “*Risk Factors*” in Item 1A of Part I of this Report.

### *Overview of Financial Results*

The most important financial indicators that we use to assess our business are revenue growth for the company as a whole and for each reportable segment; operating income growth for the company as a whole; earnings per share; and cash flow from operations. We also track certain non-financial drivers of revenue growth and, when material, identify them in the applicable discussions of segment results below. Service offerings are a significant part of our business. Our total service and other revenue was \$6.0 billion or 79% of our total revenue in fiscal 2020 and we expect our total service and other revenue to continue to grow in the future.

Key highlights for fiscal 2020 include the following:

Revenue of <b>\$7.7 B</b> up 13% from fiscal 2019	Small Business & Self-Employed revenue of <b>\$4.1 B</b> up 15% from fiscal 2019	Consumer revenue of <b>\$3.1 B</b> up 13% from fiscal 2019
Operating income of <b>\$2.2 B</b> up 17% from fiscal 2019	Net income of <b>\$1.8 B</b> up 17% from fiscal 2019	Diluted net income per share of <b>\$6.92</b> up 17% from fiscal 2019

We ended fiscal 2020 with cash, cash equivalents and investments totaling \$7.1 billion.

## CRITICAL ACCOUNTING POLICIES AND ESTIMATES

In preparing our consolidated financial statements in accordance with U.S. generally accepted accounting principles (GAAP), we are required to make estimates, assumptions, and judgments that can have a significant impact on our net revenue, operating income or loss and net income or loss, as well as on the value of certain assets and liabilities on our consolidated balance sheets. We believe that the estimates, assumptions, and judgments involved in the following accounting policies have the greatest potential impact on our consolidated financial statements, so we consider these to be our critical accounting policies:

- Revenue Recognition
- Business Combinations
- Goodwill, Acquired Intangible Assets, and Other Long-Lived Assets – Impairment Assessments
- Accounting for Share-Based Compensation Plans
- Legal Contingencies
- Accounting for Income Taxes – Estimates of Deferred Taxes, Valuation Allowances, and Uncertain Tax Positions

Our senior management has reviewed the development and selection of these critical accounting policies and their disclosure in this Annual Report on Form 10-K with the Audit and Risk Committee of our Board of Directors.

### *Revenue Recognition*

We derive our revenue primarily from the sale of online services such as tax, accounting, payroll, merchant payment processing and from packaged desktop software products and desktop software subscriptions. Our contracts with customers often include promises to transfer multiple products and services. In determining how revenue should be recognized, a five-step process is used, which requires judgment and estimates within the revenue recognition process. The primary judgments include identifying the performance obligations in the contract and determining whether the performance obligations are distinct. If any of these judgments were to change it could cause a material increase or decrease in the amount of revenue we report in a particular period. For additional information, see “Revenue Recognition” in Note 1 to the financial statements in Item 8 of this Annual Report.

### *Business Combinations*

As described in “Description of Business and Summary of Significant Accounting Policies – Business Combinations,” in Note 1 to the financial statements in Item 8 of this Annual Report, under the acquisition method of accounting we generally recognize the identifiable assets acquired, the liabilities assumed, and any noncontrolling interests in an acquiree at their fair values as of

the date of acquisition. We measure goodwill as the excess of consideration transferred, which we also measure at fair value, over the net of the acquisition date fair values of the identifiable assets acquired and liabilities assumed. The acquisition method of accounting requires us to exercise judgment and make significant estimates and assumptions regarding the fair values of the elements of a business combination as of the date of acquisition, including the fair values of identifiable intangible assets, deferred tax asset valuation allowances, liabilities related to uncertain tax positions, and contingencies. This method also requires us to refine these estimates over a one-year measurement period to reflect new information obtained about facts and circumstances that existed as of the acquisition date that, if known, would have affected the measurement of the amounts recognized as of that date. If we are required to retroactively adjust provisional amounts that we have recorded for the fair values of assets and liabilities in connection with acquisitions, these adjustments could materially decrease our operating income and net income and result in lower asset values on our consolidated balance sheet.

Significant estimates and assumptions that we must make in estimating the fair value of acquired technology, customer lists, and other identifiable intangible assets include future cash flows that we expect to generate from the acquired assets. If the subsequent actual results and updated projections of the underlying business activity change compared with the assumptions and projections used to develop these values, we could record impairment charges. In addition, we have estimated the economic lives of certain acquired assets and these lives are used to calculate depreciation and amortization expense. If our estimates of the economic lives change, depreciation or amortization expenses could be accelerated or slowed.

#### *Goodwill, Acquired Intangible Assets and Other Long-Lived Assets – Impairment Assessments*

We estimate the fair value of acquired intangible assets and other long-lived assets that have finite useful lives whenever an event or change in circumstances indicates that the carrying value of the asset may not be recoverable. We test for potential impairment of goodwill and other intangible assets that have indefinite useful lives annually in our fourth fiscal quarter or whenever indicators of impairment arise. The timing of the annual test may result in charges to our consolidated statement of operations in our fourth fiscal quarter that could not have been reasonably foreseen in prior periods.

As described in “*Description of Business and Summary of Significant Accounting Policies – Goodwill, Acquired Intangible Assets and Other Long-Lived Assets*,” in Note 1 to the financial statements in Item 8 of this Annual Report, in order to estimate the fair value of goodwill we use a weighted combination of a discounted cash flow model (known as the income approach) and comparisons to publicly traded companies engaged in similar businesses (known as the market approach). The income approach requires us to use a number of assumptions, including market factors specific to the business, the amount and timing of estimated future cash flows to be generated by the business over an extended period of time, long-term growth rates for the business, and a rate of return that considers the relative risk of achieving the cash flows and the time value of money. We evaluate cash flows at the reporting unit level. Although the assumptions we use in our discounted cash flow model are consistent with the assumptions we use to generate our internal strategic plans and forecasts, significant judgment is required to estimate the amount and timing of future cash flows from each reporting unit and the relative risk of achieving those cash flows. When using the market approach, we make judgments about the comparability of publicly traded companies engaged in similar businesses. We base our judgments on factors such as size, growth rates, profitability, risk, and return on investment. We also make judgments when adjusting market multiples of revenue, operating income, and earnings for these companies to reflect their relative similarity to our own businesses. See Note 5 to the financial statements in Item 8 of this Annual Report for a summary of goodwill by reportable segment.

We estimate the recoverability of acquired intangible assets and other long-lived assets that have finite useful lives by comparing the carrying amount of the asset to the future undiscounted cash flows that we expect the asset to generate. In order to estimate the fair value of those assets, we estimate the present value of future cash flows from those assets. The key assumptions that we use in our discounted cash flow model are the amount and timing of estimated future cash flows to be generated by the asset over an extended period of time and a rate of return that considers the relative risk of achieving the cash flows and the time value of money. Significant judgment is required to estimate the amount and timing of future cash flows and the relative risk of achieving those cash flows. We also make judgments about the remaining useful lives of acquired intangible assets and other long-lived assets that have finite lives. See Note 5 to the financial statements in Item 8 of this Annual Report for a summary of cost, accumulated amortization and weighted average life in years for our acquired intangible assets.

Assumptions and estimates about future values and remaining useful lives are complex and often subjective. They can be affected by a variety of factors, including external factors such as industry and economic trends, and internal factors such as changes in our business strategy and our internal forecasts. For example, if our future operating results do not meet current forecasts or if we experience a sustained decline in our market capitalization that is determined to be indicative of a reduction in fair value of one or more of our reporting units, we may be required to record future impairment charges for goodwill and acquired intangible assets. Impairment charges could materially decrease our future net income and result in lower asset values on our consolidated balance sheet.

During the fourth quarters of fiscal 2020, fiscal 2019, and fiscal 2018 we performed our annual goodwill impairment tests. Using the methodology described in “*Description of Business and Summary of Significant Accounting Policies – Goodwill, Acquired Intangible Assets and Other Long-Lived Assets*,” in Note 1 to the financial statements in Item 8 of this Annual Report, we determined that the estimated fair values of all of our reporting units exceeded their carrying values and that they were not impaired. In addition, during this analysis we concluded that the estimated fair values of all of our reporting units substantially exceeded their carrying values.

### *Accounting for Share-Based Compensation Plans*

Restricted stock units (RSUs) granted typically vest based on continued service. We value these time-based RSUs at the date of grant using the intrinsic value method. We amortize the fair value of time-based RSUs on a straight-line basis over the service period. Certain RSUs granted to senior management vest based on the achievement of pre-established performance or market goals. We estimate the fair value of performance-based RSUs at the date of grant using the intrinsic value method and the probability that the specified performance criteria will be met. Each quarter we update our assessment of the probability that the specified performance criteria will be achieved and adjust our estimate of the fair value of the performance-based RSUs if necessary. We amortize the fair values of performance-based RSUs over the requisite service period for each separately vesting tranche of the award. We estimate the fair value of market-based RSUs at the date of grant using a Monte Carlo valuation methodology and amortize those fair values over the requisite service period for each separately vesting tranche of the award. The Monte Carlo methodology that we use to estimate the fair value of market-based RSUs at the date of grant incorporates into the valuation the possibility that the market condition may not be satisfied. Provided that the requisite service is rendered, the total fair value of the market-based RSUs at the date of grant must be recognized as compensation expense even if the market condition is not achieved. However, the number of shares that ultimately vest can vary significantly with the performance of the specified market criteria. All of the RSUs we grant have dividend rights that are subject to the same vesting requirements as the underlying equity awards, so we do not adjust the intrinsic (market) value of our RSUs for dividends.

We use a lattice binomial model and the assumptions described in Note 11 to the financial statements in Item 8 of this Annual Report to estimate the fair value of stock options granted. We estimate the expected term of options granted based on implied exercise patterns using a binomial model. We estimate the volatility of our common stock at the date of grant based on the implied volatility of publicly traded one-year and two-year options on our common stock. Our decision to use implied volatility is based upon the availability of actively traded options on our common stock and our assessment that implied volatility is more representative of future stock price trends than historical volatility. We base the risk-free interest rate that we use in our option valuation model on the implied yield in effect at the time of option grant on constant maturity U.S. Treasury issues with equivalent remaining terms. We use an annualized expected dividend yield in our option valuation model. We adjust share-based compensation expense for actual forfeitures as they occur. We amortize the fair value of options on a straight-line basis over the requisite service periods of the awards, which are generally the vesting periods. We may elect to use different assumptions under our option valuation model in the future, which could materially affect our net income or loss and net income or loss per share. See Note 11 to the financial statements in Item 8 of this Annual Report for more information.

### *Legal Contingencies*

We are subject to certain legal proceedings, as well as demands, claims and threatened litigation that arise in the normal course of our business. We review the status of each significant matter quarterly and assess our potential financial exposure. If the potential loss from any claim or legal proceeding is considered probable and the amount can be reasonably estimated, we record a liability and an expense for the estimated loss. If we determine that a loss is possible and the range of the loss can be reasonably determined, then we disclose the range of the possible loss. Significant judgment is required in the determination of whether a potential loss is probable, reasonably possible, or remote as well as in the determination of whether a potential exposure is reasonably estimable. Our accruals are based on the best information available at the time. As additional information becomes available, we reassess the potential liability related to our pending claims and litigation and may revise our estimates. Potential legal liabilities and the revision of estimates of potential legal liabilities could have a material impact on our financial position and results of operations. See Note 13 to the financial statements in Item 8 of this Annual Report for more information.

### *Accounting for Income Taxes – Estimates of Deferred Taxes, Valuation Allowances, and Uncertain Tax Positions*

We estimate our income taxes based on the various jurisdictions where we conduct business. Significant judgment is required in determining our worldwide income tax provision. The calculation of our tax liabilities involves dealing with uncertainties in the application of complex tax rules and the potential for future adjustment of our uncertain tax positions by the United States Internal Revenue Service or other taxing jurisdictions. We estimate our current tax liability and assess temporary differences that result from differing treatments of certain items for tax and accounting purposes. These differences result in deferred tax assets and liabilities, which we show on our consolidated balance sheet. We must then assess the likelihood that our deferred tax assets will be realized. To the extent we believe that realization is not likely, we establish a valuation allowance. When we establish a valuation allowance or increase this allowance in an accounting period, we record a corresponding tax expense in our consolidated statement of operations.

We record a valuation allowance to reflect uncertainties about whether we will be able to utilize our deferred tax assets before they expire. We assess the need for an adjustment to the valuation allowance on a quarterly basis. The assessment is based on our estimates of future sources of taxable income in the jurisdictions in which we operate and the periods over which our deferred tax assets will be realizable. While we have considered future taxable income in assessing the need for a valuation allowance for the periods presented, we could in the future be required to increase the valuation allowance to take into account additional deferred tax assets that we may be unable to realize. An increase in the valuation allowance could have an adverse impact on our income tax provision and net income in the period in which we record the change.



We recognize and measure benefits for uncertain tax positions using a two-step approach. The first step is to evaluate the tax position taken or expected to be taken in a tax return by determining if the weight of available evidence indicates that it is more likely than not that the tax position will be sustained upon audit, including resolution of any related appeals or litigation processes. For tax positions that are more likely than not of being sustained upon audit, the second step is to measure the tax benefit as the largest amount that is more than 50% likely of being realized upon settlement. Significant judgment is required to evaluate uncertain tax positions. We evaluate our uncertain tax positions on a quarterly basis. Our evaluations are based upon a number of factors, including changes in facts or circumstances, changes in tax law, correspondence with tax authorities during the course of audits and effective settlement of audit issues. Changes in the recognition or measurement of uncertain tax positions could result in material increases or decreases in our income tax expense in the period in which we make the change, which could have a material impact on our effective tax rate and operating results. See Note 10 to the financial statements in Item 8 of this Annual Report for more information.

## RESULTS OF OPERATIONS

A discussion regarding our financial condition and results of operations for fiscal 2020 compared to fiscal 2019 is presented below. A discussion regarding our financial condition and results of operations for fiscal 2019 compared to fiscal 2018 can be found under Item 7 of Part II in our Annual Report on Form 10-K for the fiscal year ended July 31, 2019, filed with the SEC on August 30, 2019, which is available free of charge on the SEC's website at [www.sec.gov](http://www.sec.gov) and on the Investor Relations section of our corporate website at [investors.intuit.com](http://investors.intuit.com).

### Financial Overview

<i>(Dollars in millions, except per share amounts)</i>	Fiscal 2020	Fiscal 2019	Fiscal 2018	2020-2019 % Change	2019-2018 % Change
Total net revenue	\$7,679	\$6,784	\$6,025	13%	13%
Operating income	2,176	1,854	1,560	17%	19%
Net income	1,826	1,557	1,329	17%	17%
Diluted net income per share	\$6.92	\$5.89	\$5.09	17%	16%

Total net revenue increased \$895 million or 13% in fiscal 2020 compared with fiscal 2019. Our Small Business & Self-Employed segment revenue increased 15% primarily due to growth in the Online Ecosystem. Our Consumer segment revenue increased 13% primarily due to a shift in mix to our higher priced offerings including TurboTax Live and growth in TurboTax federal units. See "Segment Results" later in this Item 7 for more information.

Operating income increased \$322 million or 17% in fiscal 2020 compared with fiscal 2019. The increase was due to the higher revenue described above partially offset by higher costs for staffing, outside services, corporate related expenses, and a one time restructuring charge for severance expenses. See "Operating Expenses" later in this Item 7 for more information.

Net income increased \$269 million or 17% in fiscal 2020 compared with fiscal 2019 due to the increase in operating income described above. Diluted net income per share for fiscal 2020 increased 17% to \$6.92, in line with the increase in net income.

### Segment Results

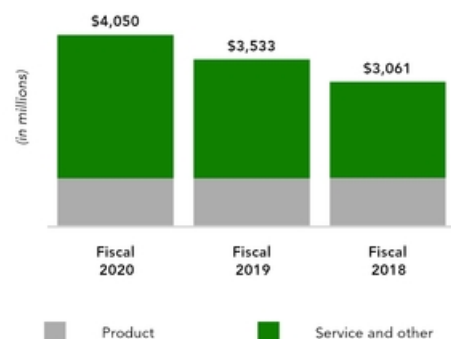
The information below is organized in accordance with our three reportable segments. All of our segments operate and sell to customers primarily in the United States. International total net revenue was less than 5% of consolidated total net revenue for all periods presented.

Segment operating income is segment net revenue less segment cost of revenue and operating expenses. Segment expenses do not include certain costs, such as corporate selling and marketing, product development, general and administrative expenses and share-based compensation expenses, which are not allocated to specific segments. These unallocated costs totaled \$2.0 billion in fiscal 2020, \$1.7 billion in fiscal 2019, and \$1.6 billion in fiscal 2018. Unallocated costs increased in fiscal 2020 compared with fiscal 2019 and in fiscal 2019 compared with fiscal 2018 due to increased corporate product development, selling and marketing, and general and administrative expenses in support of the growth of our businesses and higher share-based compensation expenses. Segment expenses also do not include amortization of acquired technology and amortization of other acquired intangible assets which totaled \$28 million in fiscal 2020, \$26 million in fiscal 2019, and \$21 million in fiscal 2018. See Note 14 to the financial statements in Item 8 of this Annual Report for reconciliations of total segment operating income to consolidated operating income for each fiscal year presented.

## Small Business & Self-Employed



### Total Small Business & Self-Employed Segment Revenue



Small Business & Self-Employed segment revenue includes both Online Ecosystem and Desktop Ecosystem revenue.

Our Online Ecosystem includes revenue from QuickBooks Online, QuickBooks Live, QuickBooks Online Advanced and QuickBooks Self-Employed financial and business management offerings; small business payroll services, including QuickBooks Online Payroll, Intuit Online Payroll, Intuit Full Service Payroll; merchant payment processing services for small businesses who use online offerings; and financing for small businesses.

Our Desktop Ecosystem includes revenue from our QuickBooks Desktop packaged software products (Desktop Pro, Desktop for Mac, Desktop Premier, and QuickBooks Point of Sale); QuickBooks Desktop software subscriptions (QuickBooks Desktop Pro Plus, QuickBooks Desktop Premier Plus, and QuickBooks Enterprise, and ProAdvisor Program memberships for the accounting professionals who serve small businesses); desktop payroll products (QuickBooks Basic Payroll, QuickBooks Assisted Payroll and QuickBooks Enhanced Payroll); merchant payment processing services for small businesses who use desktop offerings; financial supplies; and financing for small businesses.

Segment product revenue is derived from revenue related to software license and version protection for our QuickBooks Desktop products and subscriptions, license and related updates for our desktop payroll products and financial supplies, which are all part of our Desktop Ecosystem. Segment service and other revenue is derived from our Online Ecosystem revenue; and Desktop Ecosystem revenue related to support and connected services for our QuickBooks Desktop and desktop payroll products and subscriptions and merchant payment processing services.

(Dollars in millions)

	Fiscal 2020	Fiscal 2019	Fiscal 2018	2020-2019 % Change	2019-2018 % Change
Product revenue	\$ 1,032	\$ 1,036	\$ 1,038		
Service and other revenue	3,018	2,497	2,023		
Total segment revenue	\$ 4,050	\$ 3,533	\$ 3,061	15%	15%
% of total revenue	53%	52%	51%		
Segment operating income	\$ 1,911	\$ 1,549	\$ 1,326	23%	17%
% of related revenue	47%	44%	43%		

Revenue classified by significant product and service offerings was as follows:

(Dollars in millions)

	Fiscal 2020	Fiscal 2019	Fiscal 2018	2020-2019 % Change	2019-2018 % Change
<b>Net revenue:</b>					
QuickBooks Online Accounting	\$ 1,354	\$ 980	\$ 695	38%	41%
Online Services	828	683	511	21%	34%
Total Online Ecosystem	2,182	1,663	1,206	31%	38%
QuickBooks Desktop Accounting	755	732	716	3%	2%
Desktop Services and Supplies	1,113	1,138	1,139	(2%)	—%
Total Desktop Ecosystem	1,868	1,870	1,855	—%	1%
<b>Total Small Business &amp; Self-Employed</b>	\$ 4,050	\$ 3,533	\$ 3,061	15%	15%

Revenue for our Small Business & Self-Employed segment increased \$517 million or 15% in fiscal 2020 compared with fiscal 2019. The increase was primarily due to growth in Online Ecosystem revenue. Fiscal 2020 revenue includes \$30 million of nonrecurring revenue related to the Payroll Protection Program, of which \$16 million related to our Online Ecosystem and \$14 million related to our Desktop Ecosystem.

*Online Ecosystem*

Online Ecosystem revenue increased \$519 million or 31% in fiscal 2020 compared with fiscal 2019. QuickBooks Online Accounting revenue increased 38% in fiscal 2020 compared with fiscal 2019 primarily due to an increase in customers as well as higher effective prices and a shift in mix to our higher priced offerings. Online Services revenue increased 21% primarily due to an increase in revenue from our payroll and payments offerings. Online payroll revenue increased due to a shift in mix to our full service offering and an increase in customers. Online payments revenue increased due to an increase in customers and an increase in charge volume per customer.

*Desktop Ecosystem*

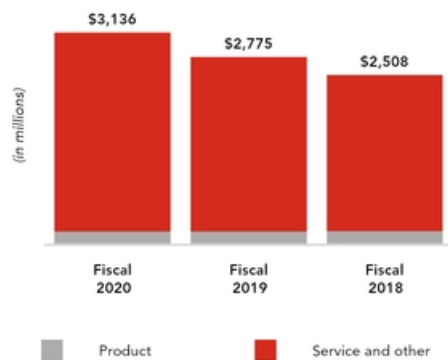
Desktop Ecosystem revenue decreased \$2 million in fiscal 2020 compared with fiscal 2019 primarily due to a decline in Desktop units, Desktop Payroll, and Desktop Payments, which was partially offset by growth in our QuickBooks Enterprise subscription offering due to an increase in customers. Desktop Payroll and Desktop Payments revenues both decreased due to fewer customers.

Small Business & Self-Employed segment operating income increased \$362 million or 23% in fiscal 2020 compared with fiscal 2019 due to the higher revenue described above which was partially offset by higher expenses for staffing, outside services, and a one time restructuring charge for severance expenses.

# Consumer



**Total Consumer Segment Revenue**



Consumer segment product revenue is derived primarily from TurboTax desktop tax return preparation software and related form updates.

Consumer segment service and other revenue is derived primarily from TurboTax Online and TurboTax Live offerings, electronic tax filing services and connected services, and also from our Mint and Turbo offerings.

(Dollars in millions)

	Fiscal 2020	Fiscal 2019	Fiscal 2018	2020-2019 % Change	2019-2018 % Change
Product revenue	\$ 203	\$ 201	\$ 210		
Service and other revenue	2,933	2,574	2,298		
Total segment revenue	<u>\$ 3,136</u>	<u>\$ 2,775</u>	<u>\$ 2,508</u>	13%	11%
% of total revenue	41%	41%	42%		
Segment operating income	<u>\$ 1,942</u>	<u>\$ 1,742</u>	<u>\$ 1,587</u>	11%	10%
% of related revenue	62%	63%	63%		

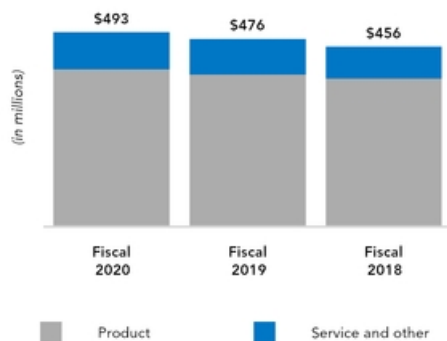
Revenue for our Consumer segment increased \$361 million or 13% in fiscal 2020 compared with fiscal 2019 primarily due to a shift in mix to our higher priced product offerings including TurboTax Live and an 11% growth in TurboTax federal units.

Consumer segment operating income increased \$200 million or 11% in fiscal 2020 compared with fiscal 2019 due to the higher revenue described above, which was partially offset by higher expenses for staffing, advertising and marketing, and corporate related expenses.

## Strategic Partner



Total Strategic Partner Segment Revenue



Strategic Partner segment product revenue is derived primarily from Lacerte, ProSeries, and ProFile desktop tax preparation software products and related form updates.

Strategic Partner segment service and other revenue is derived primarily from ProConnect Tax Online tax products, electronic tax filing service, connected services, and bank products.

(Dollars in millions)

	Fiscal 2020	Fiscal 2019	Fiscal 2018	2020-2019 % Change	2019-2018 % Change
Product revenue	\$ 400	\$ 386	\$ 376		
Service and other revenue	93	90	80		
Total segment revenue	\$ 493	\$ 476	\$ 456	4%	4%
% of total revenue	6%	7%	7%		
Segment operating income	\$ 333	\$ 318	\$ 284	5%	12%
% of related revenue	68%	67%	62%		

Revenue for our Strategic Partner segment increased \$17 million or 4% in fiscal 2020 compared with fiscal 2019 primarily due to a higher average revenue per customer.

Strategic Partner segment operating income increased \$15 million or 5% in fiscal 2020 compared with fiscal 2019 primarily due to the higher revenue described above and relatively stable spending.

## Cost of Revenue

<i>(Dollars in millions)</i>	Fiscal 2020	% of Related Revenue	Fiscal 2019	% of Related Revenue	Fiscal 2018	% of Related Revenue
Cost of product revenue	\$ 72	4%	\$ 77	5%	\$ 82	5%
Cost of service and other revenue	1,284	21%	1,070	21%	881	20%
Amortization of acquired technology	22	n/a	20	n/a	15	n/a
Total cost of revenue	<u>\$ 1,378</u>	<u>18%</u>	<u>\$ 1,167</u>	<u>17%</u>	<u>\$ 978</u>	<u>16%</u>

Our cost of revenue has three components: (1) cost of product revenue, which includes the direct costs of manufacturing and shipping or electronically downloading our desktop software products; (2) cost of service and other revenue, which includes the direct costs associated with our online and service offerings, such as costs for data processing and storage capabilities from cloud providers, customer support costs, and costs for the tax and bookkeeping experts that support our TurboTax Live and QuickBooks Live offerings; and (3) amortization of acquired technology, which represents the cost of amortizing developed technologies that we have obtained through acquisitions over their useful lives.

Cost of product revenue as a percentage of product revenue was relatively consistent in fiscal 2020 compared with fiscal 2019. We expense costs of product revenue as they are incurred for delivered software and we do not defer any of these costs when product revenue is deferred.

Cost of service and other revenue as a percentage of service and other revenue was relatively consistent in fiscal 2020 compared with fiscal 2019.

## Operating Expenses

<i>(Dollars in millions)</i>	Fiscal 2020	% of Total Net Revenue	Fiscal 2019	% of Total Net Revenue	Fiscal 2018	% of Total Net Revenue
Selling and marketing	\$ 2,048	27%	\$ 1,927	28%	\$ 1,631	27%
Research and development	1,392	18%	1,233	18%	1,186	20%
General and administrative	679	9%	597	9%	664	11%
Amortization of other acquired intangible assets	6	—%	6	—%	6	—%
Total operating expenses	<u>\$ 4,125</u>	<u>54%</u>	<u>\$ 3,763</u>	<u>55%</u>	<u>\$ 3,487</u>	<u>58%</u>

Total operating expenses as a percentage of total net revenue decreased in fiscal 2020 compared to fiscal 2019. Total net revenue increased \$895 million or 13% and total operating expenses increased \$362 million or 10%. The increase in operating expenses was primarily driven by \$176 million for higher staffing expenses due to higher headcount, \$54 million for outside services, \$52 million for corporate related expenses, \$40 million for a one time restructuring charge for severance expenses, and \$29 million for professional fees related to pending business combinations.

## Non-Operating Income and Expenses

### Interest Expense

Interest expense of \$14 million in fiscal 2020 consisted primarily of interest on our unsecured term loan, unsecured revolving credit facility, secured revolving credit facility, and senior unsecured notes. Interest expense of \$15 million in fiscal 2019 consisted primarily of interest on our unsecured term loan and secured revolving credit facility. See Note 7 and Note 8 to the financial statements in Item 8 of this Annual Report for more information.

### Interest and Other Income, Net

<i>(In millions)</i>	Fiscal 2020	Fiscal 2019	Fiscal 2018
Interest income <sup>(1)</sup>	\$ 39	\$ 46	\$ 18
Net gain (loss) on executive deferred compensation plan assets <sup>(2)</sup>	5	3	7
Other	(8)	(7)	1
Total interest and other income, net	<u>\$ 36</u>	<u>\$ 42</u>	<u>\$ 26</u>

- (1) Interest income decreased in fiscal 2020 compared to fiscal 2019 due to lower average interest rates.
- (2) In accordance with authoritative guidance, we record gains and losses associated with executive deferred compensation plan assets in interest and other income and gains and losses associated with the related liabilities in operating expenses. The total amounts recorded in operating expenses for each period are approximately equal to the total amounts recorded in interest and other income in those periods.

### *Income Taxes*

Our effective tax rates for fiscal 2020 and fiscal 2019 were approximately 17%. Excluding the tax benefits related to share-based compensation, our effective tax rate for fiscal 2020 was approximately 21%. This rate did not differ significantly from the federal statutory rate of 21% as state income taxes and non-deductible share-based compensation were substantially offset by the benefit we received from the federal research and experimentation credit. Excluding the tax benefits related to share-based compensation our effective tax rate for fiscal 2019 was approximately 24%. This differed from the federal statutory rate of 21% primarily due to state income taxes and non-deductible share-based compensation, which were partially offset by the benefit we received from the federal research and experimentation credit. See Note 10 to the financial statements in Item 8 of this Annual Report for more information about our effective tax rates.

At July 31, 2020, we had net deferred tax assets of \$63 million which included a valuation allowance for state research and experimentation tax credit carryforwards, foreign loss carryforwards, foreign intangible deferred tax assets and state operating and capital loss carryforwards. See “Critical Accounting Policies and Estimates” earlier in this Item 7 and Note 10 to the financial statements in Item 8 of this Annual Report for more information.



## LIQUIDITY AND CAPITAL RESOURCES

### Overview

At July 31, 2020, our cash, cash equivalents and investments totaled \$7.1 billion, an increase of \$4.3 billion from July 31, 2019 due to the factors described in “*Statements of Cash Flows*” below. Our primary sources of liquidity have been cash from operations, which includes the collection of accounts receivable for products and services, the issuance of senior unsecured notes, and borrowings under our credit facilities. Our primary uses of cash have been for research and development programs, selling and marketing activities, repurchases of our common stock under our stock repurchase programs, the payment of cash dividends, debt service costs and debt repayment, acquisitions of businesses, and capital projects. As discussed in “*Executive Overview – Industry Trends and Seasonality*” earlier in this Item 7, our business is subject to significant seasonality. The balance of our cash, cash equivalents and investments generally fluctuates with that seasonal pattern. We believe the seasonality of our business is likely to continue in the future.

The following table summarizes selected measures of our liquidity and capital resources at the dates indicated:

<i>(Dollars in millions)</i>	July 31, 2020	July 31, 2019	\$ Change	% Change
Cash, cash equivalents and investments	\$ 7,050	\$ 2,740	\$ 4,310	157%
Long-term investments	19	13	6	46%
Short-term debt	1,338	50	1,288	2,576%
Long-term debt	2,031	386	1,645	426%
Working capital	4,451	1,628	2,823	173%
Ratio of current assets to current liabilities	2.3 : 1	1.8 : 1		

We have historically generated significant cash from operations and we expect to continue to do so during fiscal 2021. Our cash, cash equivalents, and investments totaled \$7.1 billion at July 31, 2020, none of those funds were restricted, and approximately 97% of those funds were located in the U.S.

In the fourth quarter of fiscal 2020, we borrowed the full \$1 billion under our unsecured revolving credit facility and issued \$2 billion in senior unsecured notes for general corporate purposes, which may include funding a portion of the pending acquisition of Credit Karma, and other possible acquisitions of businesses or assets or strategic investments. In August 2020, we repaid the \$1 billion outstanding under the revolving credit facility. See “*Commitments for Senior Unsecured Notes*” later in this Item 7 for more information.

Based on past performance and current expectations, we believe that our cash and cash equivalents, investments, and cash generated from operations will be sufficient to meet anticipated seasonal working capital needs, capital expenditure requirements, contractual obligations (including the pending acquisition of Credit Karma), commitments, debt service requirements, and other liquidity requirements associated with our operations for at least the next 12 months. We believe that our financial resources will allow us to manage the impact of COVID-19 on our business operations for the foreseeable future, which could include potential reductions in revenue and delays in payments from customers and partners.

We expect to return excess cash generated by operations to our stockholders through payment of cash dividends, after taking into account our operating and strategic cash needs. In connection with our pending acquisition of Credit Karma, we have temporarily suspended share repurchases.

Our secured revolving credit facility is available to fund a portion of our loans to qualified small businesses. At July 31, 2020, \$48 million was outstanding under the secured revolving credit facility. See “*Credit Facilities*” later in this Item 7 for more information.

We evaluate, on an ongoing basis, the merits of acquiring technology or businesses, or establishing strategic relationships with and investing in other companies. Our strong liquidity profile enables us to quickly respond to these kinds of opportunities.

## Statements of Cash Flows

The following table summarizes selected items from our consolidated statements of cash flows for fiscal 2020, fiscal 2019, and fiscal 2018. See the financial statements in Item 8 of this Annual Report for complete consolidated statements of cash flows for those periods.

<i>(Dollars in millions)</i>	Fiscal 2020	Fiscal 2019	Fiscal 2018
Net cash provided by (used in):			
Operating activities	\$ 2,414	\$ 2,324	\$ 2,112
Investing activities	(97)	(635)	(532)
Financing activities	2,034	(965)	(639)
Effect of exchange rates on cash, cash equivalents, restricted cash, and restricted cash equivalents	(6)	(3)	(11)
Net increase in cash, cash equivalents, restricted cash, and restricted cash equivalents	<u>\$ 4,345</u>	<u>\$ 721</u>	<u>\$ 930</u>

During fiscal 2020 we generated \$2.4 billion in cash from operations. We also received \$2 billion from the issuance of senior unsecured notes, \$1 billion from borrowings under our unsecured revolving credit facility and \$25 million from the net sales and maturities of investments. During the same period we used \$561 million for the payment of cash dividends, \$323 million for the repurchase of shares of our common stock under our stock repurchase programs, \$137 million for capital expenditures, \$33 million from the issuance of common stock under employee stock plans, net of payments for employee taxes withheld upon vesting of restricted stock units, \$50 million for the repayment of debt, and \$44 million for net originations of term loans.

During fiscal 2019 we generated \$2.3 billion in cash from operations. We also received \$48 million from borrowings under our secured revolving credit facility and \$33 million from the issuance of common stock under employee stock plans, net of payments for employee taxes withheld upon vesting of restricted stock units. During the same period we used \$556 million for the repurchase of shares of our common stock under our stock repurchase programs, \$501 million for the payment of cash dividends, \$155 million for capital expenditures, \$64 million for the acquisition of a business net of cash acquired, \$49 million for net originations of term loans, and \$50 million for the repayment of debt.

## Stock Repurchase Programs and Dividends on Common Stock

As described in Note 11 to the financial statements in Item 8 of this Annual Report, during fiscal 2020 and fiscal 2019 we continued to repurchase shares of our common stock under a series of repurchase programs that our Board of Directors has authorized. At July 31, 2020, we had authorization from our Board of Directors to expend up to an additional \$2.4 billion for stock repurchases. In connection with our pending acquisition of Credit Karma, we have temporarily suspended share repurchases.

We have continued to pay quarterly cash dividends on shares of our outstanding common stock. During fiscal 2020 we declared cash dividends that totaled \$2.12 per share of outstanding common stock or approximately \$562 million. In August 2020 our Board of Directors declared a quarterly cash dividend of \$0.59 per share of outstanding common stock payable on October 19, 2020 to stockholders of records at the close of business on October 12, 2020. We currently expect to continue paying comparable cash dividends on a quarterly basis; however, future declarations of dividends and the establishment of future record dates and payment dates are subject to the final determination of our Board of Directors.

## Business Combinations

On February 24, 2020, we entered into an agreement and plan of merger (the Merger Agreement) to acquire Credit Karma, Inc. (Credit Karma), for \$7.1 billion, subject to certain customary adjustments set forth in the Merger Agreement. The purchase price for Credit Karma will be payable in equal portions of cash and Intuit common stock. The transaction is expected to close before the end of calendar year 2020 subject to receiving required regulatory approval. See Note 6 to the financial statements in Item 8 of this Annual Report for more information.

## Commitments for Senior Unsecured Notes

In June 2020, we issued \$2 billion of senior unsecured notes comprised of the following:

- \$500 million of 0.650% notes due July 2023;
- \$500 million of 0.950% notes due July 2025;
- \$500 million of 1.350% notes due July 2027; and

- \$500 million of 1.650% notes due July 2030 (together, the Notes).

Interest is payable semiannually on January 15 and July 15 of each year, beginning on January 15, 2021. At July 31, 2020, our maximum commitment for interest payments under the Notes was \$164 million through the maturity dates.

The Notes are senior unsecured obligations of Intuit and rank equally with all existing and future unsecured and unsubordinated indebtedness of Intuit and are redeemable by us at any time, subject to a make-whole premium. Upon the occurrence of change of control transactions that are accompanied by certain downgrades in the credit ratings of the Notes, we will be required to repurchase the Notes at a repurchase price equal to 101% of the aggregate outstanding principal plus any accrued and unpaid interest to but not including the date of repurchase. The indenture governing the Notes requires us to comply with certain covenants. For example, the Notes limit our ability to create certain liens and enter into sale and leaseback transactions. As of July 31, 2020 we were compliant with all covenants governing the Notes. See Note 8 to the financial statements in Item 8 of this Annual Report for more information.

## Credit Facilities

### *Unsecured Revolving Credit Facility and Term Loan*

On May 2, 2019 we entered into an amended and restated credit agreement with certain institutional lenders for a credit facility with an aggregate principal amount of \$1.4 billion, including a \$400 million unsecured term loan that matures on February 1, 2021 and a \$1 billion unsecured revolving credit facility that matures on May 2, 2024.

Under the amended and restated credit agreement we may, subject to certain customary conditions including lender approval, on one or more occasions increase commitments under the unsecured revolving credit facility in an amount not to exceed \$250 million in the aggregate and may extend the maturity date up to two times. Advances under the unsecured revolving credit facility accrue interest at rates that are equal to, at our election, either Bank of America's alternate base rate plus a margin that ranges from 0.0% to 0.1% or the London Interbank Offered Rate (LIBOR) plus a margin that ranges from 0.69% to 1.1%. Actual margins under either election will be based on our senior debt credit ratings. In May 2020, we borrowed the full \$1 billion under the unsecured revolving credit facility and at July 31, 2020, \$1 billion was outstanding. In August 2020, we repaid the \$1 billion outstanding under this revolving credit facility. We monitor counterparty risk associated with the institutional lenders that are providing the credit facility.

Under the amended and restated credit agreement we may, subject to certain customary conditions including lender approval, on one or more occasions increase commitments under the term loan in an amount not to exceed \$400 million in the aggregate. The term loan accrues interest at rates that are equal to, at our election, either Bank of America's alternate base rate plus a margin that ranges from 0.0% to 0.125% or LIBOR plus a margin that ranges from 0.625% to 1.125%. Actual margins under either election will be based on our senior debt credit ratings. The term loan is subject to quarterly principal payments of \$12.5 million through October 31, 2020, with the balance payable on February 1, 2021. At July 31, 2020, \$338 million was outstanding under the term loan.

The amended and restated credit agreement includes customary affirmative and negative covenants, including financial covenants that require us to maintain a ratio of total gross debt to annual earnings before interest, taxes, depreciation and amortization (EBITDA) of not greater than 3.25 to 1.00 as of any date and a ratio of annual EBITDA to annual interest expense of not less than 3.00 to 1.00 as of the last day of each fiscal quarter. As of July 31, 2020 we were compliant with all required covenants.

### *Secured Revolving Credit Facility*

On February 19, 2019 a subsidiary of Intuit entered into a two-year \$300 million secured revolving credit facility with a lender. The revolving credit facility is secured by cash and receivables of the subsidiary and is non-recourse to Intuit Inc. Advances under this secured revolving credit facility are used to fund a portion of our loans to qualified small businesses and accrue interest at LIBOR plus 2.39%. Unused portions of the credit facility accrue interest at a rate of 0.5%. On March 2, 2020, we amended the secured revolving credit facility to extend the commitment term from February 19, 2021 to February 19, 2022 and the final maturity date from August 19, 2021 to August 19, 2022. The agreement includes certain affirmative and negative covenants, including financial covenants that require the subsidiary to maintain specified financial ratios. As of July 31, 2020 we were compliant with all required covenants. At July 31, 2020, \$48 million was outstanding under this facility, with a weighted-average interest rate of 5.74%, which includes the unused facility fee. The outstanding balance is secured by cash and receivables of the subsidiary totaling \$144 million.

## Cash Held by Foreign Subsidiaries

Our cash, cash equivalents and investments totaled \$7.1 billion at July 31, 2020. Approximately 3% of those funds were held by our foreign subsidiaries and subject to repatriation tax considerations. These foreign funds were located primarily in the United Kingdom, Canada, and India. As a result of the 2017 Tax Act we do not expect to pay incremental U.S. taxes on repatriation. We have recorded income tax expense for Canada and India withholding taxes on earnings that are not permanently reinvested. In the event that funds from foreign operations are repatriated to the United States, we would pay withholding taxes at that time.

## OFF-BALANCE SHEET ARRANGEMENTS

At July 31, 2020, we did not have any significant off-balance sheet arrangements, as defined in Item 303(a)(4)(ii) of Regulation S-K.

## CONTRACTUAL OBLIGATIONS

The following table summarizes our known contractual obligations to make future payments at July 31, 2020:

<i>(In millions)</i>	Payments Due by Period				Total
	Less than 1 year	1-3 years	3-5 years	More than 5 years	
Amounts due under executive deferred compensation plan	\$ 123	\$ —	\$ —	\$ —	\$ 123
Senior unsecured notes	—	500	500	1,000	2,000
Unsecured term loan	338	—	—	—	338
Unsecured revolving credit facility	1,000	—	—	—	1,000
Secured revolving credit facility	—	48	—	—	48
Interest and fees due on debt	29	51	40	55	175
Operating leases (1)	53	108	87	43	291
Purchase obligations (2)	135	68	—	—	203
Total contractual obligations (3)	\$ 1,678	\$ 775	\$ 627	\$ 1,098	\$ 4,178

- (1) Includes operating leases for facilities and equipment. Amounts do not include \$29 million of future sublease income or \$72 million in minimum lease payments for leases signed but not yet commenced. We had no significant finance leases at July 31, 2020. See Note 9 to the financial statements in Item 8 of this Annual Report for more information.
- (2) Represents agreements to purchase products and services that are enforceable, legally binding and specify terms, including: fixed or minimum quantities to be purchased; fixed, minimum or variable price provisions; and the approximate timing of the payments.
- (3) Other long-term obligations on our consolidated balance sheet at July 31, 2020 included long-term income tax liabilities of \$10 million which related primarily to unrecognized tax benefits. We have not included this amount in the table above because we cannot make a reasonably reliable estimate regarding the timing of settlements with taxing authorities, if any.

## RECENT ACCOUNTING PRONOUNCEMENTS

For a description of recent accounting pronouncements and the potential impact of these pronouncements on our consolidated financial statements, see Note 1 to the financial statements in Item 8 of this Annual Report.

---

## ITEM 7A - QUANTITATIVE AND QUALITATIVE DISCLOSURES ABOUT MARKET RISK

---

### *Investment Portfolio and Interest Rate Risk*

We actively monitor market conditions and developments specific to the securities in which we invest. We believe that we take a conservative approach to investing our funds in that we invest only in highly-rated securities and diversify our portfolio of investments. While we believe we take prudent measures to mitigate investment-related risks, such risks cannot be fully eliminated because of market circumstances that are outside our control.

Our investments consist of instruments that meet quality standards that are consistent with our investment policy. This policy specifies that, except for direct obligations of the United States government, securities issued by agencies of the United States government, and money market funds, we diversify our investments by limiting our holdings with any individual issuer. We do not hold derivative financial instruments or European sovereign debt in our portfolio of investments. See Note 2 and Note 3 to the financial statements in Item 8 of this Annual Report for a summary of the amortized cost and fair value of our investments by type of issue.

Our cash equivalents and investments are subject to market risk due to changes in interest rates. Interest rate movements affect the interest income we earn on cash equivalents and investments and the value of those investments. At July 31, 2020, our cash equivalents and investments totaled \$6.6 billion and had a weighted average pre-tax yield of 0.292%. Total interest income for fiscal 2020 was \$39 million. If the Federal Reserve Target Rate had increased by 25 basis points from the level of July 31, 2020, the value of our investments at that date would have decreased by approximately \$2 million. If the Federal Reserve Target Rate had increased by 100 basis points from the level of July 31, 2020, the value of our investments at that date would have decreased by approximately \$7 million.

We are also exposed to the impact of changes in interest rates as they affect our \$1 billion unsecured revolving credit facility, \$400 million unsecured term loan, and \$300 million secured revolving credit facility. Advances under the unsecured revolving credit facility accrue interest at rates that are equal to Bank of America's alternate base rate plus a margin that ranges from 0.0% to 0.1% or the London InterBank Offered Rate (LIBOR) plus a margin that ranges from 0.69% to 1.1%. The term loan accrues interest at rates that are equal to, at our election, either Bank of America's alternate base rate plus a margin that ranges from 0.0% to 0.125% or LIBOR plus a margin that ranges from 0.625% to 1.125%. Actual margins under all of these elections are based on our senior debt credit ratings. Advances under the secured revolving credit facility accrue interest at a rate of LIBOR plus 2.39%. Consequently, our interest expense fluctuates with changes in the general level of these interest rates. At July 31, 2020 \$1 billion was outstanding under the unsecured revolving credit facility, \$338 million was outstanding under the term loan, and \$48 million was outstanding under the secured revolving credit facility. In August 2020, we repaid the \$1 billion outstanding under this revolving credit facility. See Note 7 and Note 8 to the financial statements in Item 8 of this Annual Report for more information.

In June 2020 we issued \$2 billion of senior unsecured notes which was comprised of the following: \$500 million of 0.650% notes due in July 2023, \$500 million of 0.950% notes due in July 2025, \$500 million of 1.350% notes due in July 2027, and \$500 million of 1.650% notes due in July 2030. We carry these Notes at face value less unamortized discount and unamortized debt issuance costs on our consolidated balance sheet. Since these Notes bear interest at fixed rates, we have no financial statement risk associated with changes in interest rates. However, the fair value of these Notes fluctuates when interest rates change. See Note 2 and Note 8 to the financial statements in Item 8 of this report for more information.

### *Impact of Foreign Currency Rate Changes*

The functional currencies of our international operating subsidiaries are generally the local currencies. We translate the assets and liabilities of our foreign subsidiaries at the exchange rates in effect on the balance sheet date. We translate their revenue, costs and expenses at the average rates of exchange in effect during the period. We include translation gains and losses in the stockholders' equity section of our consolidated balance sheets. We include net gains and losses resulting from foreign exchange transactions in interest and other income in our consolidated statements of operations.

Since we translate foreign currencies (primarily Canadian dollars, Indian rupees, and British pounds) into U.S. dollars for financial reporting purposes, currency fluctuations can have an impact on our financial results. The historical impact of currency fluctuations on our financial results has generally been immaterial. We believe that our exposure to currency exchange fluctuation risk is not significant because our global subsidiaries invoice customers and satisfy their financial obligations almost exclusively in their local currencies. We believe the impact of currency fluctuations will continue to not be significant in the foreseeable future due to the reasons cited above. As of July 31, 2020, we did not engage in foreign currency hedging activities.

---

## ITEM 8 - FINANCIAL STATEMENTS AND SUPPLEMENTARY DATA

---

### 1. INDEX TO CONSOLIDATED FINANCIAL STATEMENTS

The following financial statements are filed as part of this Report:

	<u>Page</u>
<a href="#">Reports of Independent Registered Public Accounting Firm</a>	<a href="#">54</a>
<a href="#">Consolidated Statements of Operations for each of the three years in the period ended July 31, 2020</a>	<a href="#">57</a>
<a href="#">Consolidated Statements of Comprehensive Income for each of the three years in the period ended July 31, 2020</a>	<a href="#">58</a>
<a href="#">Consolidated Balance Sheets as of July 31, 2020 and 2019</a>	<a href="#">59</a>
<a href="#">Consolidated Statements of Stockholders' Equity for each of the three years in the period ended July 31, 2020</a>	<a href="#">60</a>
<a href="#">Consolidated Statements of Cash Flows for each of the three years in the period ended July 31, 2020</a>	<a href="#">61</a>
<a href="#">Notes to Consolidated Financial Statements</a>	<a href="#">63</a>

### 2. INDEX TO FINANCIAL STATEMENT SCHEDULES

The following financial statement schedule is filed as part of this Report and should be read in conjunction with the Consolidated Financial Statements:

<u>Schedule</u>	<u>Page</u>
<a href="#">II Valuation and Qualifying Accounts</a>	<a href="#">95</a>

All other schedules not listed above have been omitted because they are inapplicable or are not required.

**REPORT OF INDEPENDENT REGISTERED PUBLIC ACCOUNTING FIRM**

To the Stockholders and the Board of Directors of Intuit Inc.

**Opinion on the Financial Statements**

We have audited the accompanying consolidated balance sheets of Intuit Inc. (the Company) as of July 31, 2020 and 2019, and the related consolidated statements of operations, comprehensive income, stockholders' equity and cash flows for each of the three years in the period ended July 31, 2020, and the related notes and the financial statement schedule listed in the Index at Item 15(a) (collectively referred to as the "consolidated financial statements"). In our opinion, the consolidated financial statements present fairly, in all material respects, the financial position of the Company at July 31, 2020 and 2019, and the results of its operations and its cash flows for each of the three years in the period ended July 31, 2020, in conformity with U.S. generally accepted accounting principles.

We also have audited, in accordance with the standards of the Public Company Accounting Oversight Board (United States) (PCAOB), the Company's internal control over financial reporting as of July 31, 2020, based on criteria established in Internal Control-Integrated Framework issued by the Committee of Sponsoring Organizations of the Treadway Commission (2013 framework), and our report dated August 31, 2020 expressed an unqualified opinion thereon.

**Basis for Opinion**

These financial statements are the responsibility of the Company's management. Our responsibility is to express an opinion on the Company's financial statements based on our audits. We are a public accounting firm registered with the PCAOB and are required to be independent with respect to the Company in accordance with the U.S. federal securities laws and the applicable rules and regulations of the Securities and Exchange Commission and the PCAOB.

We conducted our audits in accordance with the standards of the PCAOB. Those standards require that we plan and perform the audit to obtain reasonable assurance about whether the financial statements are free of material misstatement, whether due to error or fraud. Our audits included performing procedures to assess the risks of material misstatement of the financial statements, whether due to error or fraud, and performing procedures that respond to those risks. Such procedures included examining, on a test basis, evidence regarding the amounts and disclosures in the financial statements. Our audits also included evaluating the accounting principles used and significant estimates made by management, as well as evaluating the overall presentation of the financial statements. We believe that our audits provide a reasonable basis for our opinion.

**Critical Audit Matter**

The critical audit matter communicated below is a matter arising from the current period audit of the financial statements that was communicated or required to be communicated to the audit committee and that: (1) relates to accounts or disclosures that are material to the financial statements and (2) involved our especially challenging, subjective, or complex judgments. The communication of the critical audit matter does not alter in any way our opinion on the consolidated financial statements, taken as a whole, and we are not, by communicating the critical audit matter below, providing a separate opinion on the critical audit matter or on the accounts or disclosures to which it relates.

***Determination of Distinct Performance Obligations in Revenue Contracts***

*Description of the Matter*

As described in Note 1, the Company enters into contracts with customers that often include promises to transfer multiple products and services to a customer. The Company has generally concluded that software licenses and services are recorded as separate performance obligations and revenue from software licenses and services are recognized as those products and services are provided.

Given the nature of the Company's product and service offerings, there is complexity in determining whether software licenses and related services are considered performance obligations that should be accounted for separately or together. Auditing the Company's determination of distinct performance obligations related to its various product and service offerings involved complex auditor judgment. In particular, significant judgment was required when assessing whether the promised products and services are separate performance obligations or inputs to a combined performance obligation due to the evaluation of the interdependency or interrelation of the promised products and services within each contract.

*How we Addressed the  
Matter in Our Audit*

Our audit procedures related to the determination of distinct performance obligations included the following, among others:

We obtained an understanding, evaluated the design and tested the operating effectiveness of the Company's controls, including management review controls, as they relate to the determination of distinct performance obligations. We also obtained an understanding of the Company's product and service offerings and tested the application of the revenue recognition accounting model to determine distinct performance obligations.

Specifically, we evaluated whether the performance obligations identified by the Company were capable of being distinct and distinct in the context of the contract through review of the contracts, discussions with management, product demonstrations and review of the Company's website and other marketing materials. More specifically, we evaluated the Company's determination of whether the contract was to deliver (1) multiple promised products or services that constitute separate performance obligations or (2) a single performance obligation that is comprised of the combined products or services promised in the contract. That is, considering the utility, integration, interrelation or interdependence of the products and services, we evaluated whether the multiple promised products and services that were delivered to the customer were outputs or inputs to a combined item.

/s/ Ernst & Young LLP

We have served as the Company's auditor since 1990.

San Jose, California  
August 31, 2020



**REPORT OF INDEPENDENT REGISTERED PUBLIC ACCOUNTING FIRM**

To the Stockholders and the Board of Directors of Intuit Inc.

**Opinion on Internal Control Over Financial Reporting**

We have audited Intuit Inc.'s internal control over financial reporting as of July 31, 2020, based on criteria established in Internal Control-Integrated Framework issued by the Committee of Sponsoring Organizations of the Treadway Commission (2013 framework), (the COSO criteria). In our opinion, Intuit Inc. (the Company) maintained, in all material respects, effective internal control over financial reporting as of July 31, 2020, based on the COSO criteria.

We also have audited, in accordance with the standards of the Public Company Accounting Oversight Board (United States) (PCAOB), the fiscal 2020 consolidated financial statements of the Company and our report dated August 31, 2020 expressed an unqualified opinion thereon.

**Basis for Opinion**

The Company's management is responsible for maintaining effective internal control over financial reporting, and for its assessment of the effectiveness of internal control over financial reporting included in the accompanying Management's Report on Internal Control over Financial Reporting. Our responsibility is to express an opinion on the Company's internal control over financial reporting based on our audit. We are a public accounting firm registered with the PCAOB and are required to be independent with respect to the Company in accordance with the U.S. federal securities laws and the applicable rules and regulations of the Securities and Exchange Commission and the PCAOB.

We conducted our audit in accordance with the standards of the PCAOB. Those standards require that we plan and perform the audit to obtain reasonable assurance about whether effective internal control over financial reporting was maintained in all material respects.

Our audit included obtaining an understanding of internal control over financial reporting, assessing the risk that a material weakness exists, testing and evaluating the design and operating effectiveness of internal control based on the assessed risk, and performing such other procedures as we considered necessary in the circumstances. We believe that our audit provides a reasonable basis for our opinion.

**Definition and Limitations of Internal Control Over Financial Reporting**

A company's internal control over financial reporting is a process designed to provide reasonable assurance regarding the reliability of financial reporting and the preparation of financial statements for external purposes in accordance with generally accepted accounting principles. A company's internal control over financial reporting includes those policies and procedures that (1) pertain to the maintenance of records that, in reasonable detail, accurately and fairly reflect the transactions and dispositions of the assets of the company; (2) provide reasonable assurance that transactions are recorded as necessary to permit preparation of financial statements in accordance with generally accepted accounting principles, and that receipts and expenditures of the company are being made only in accordance with authorizations of management and directors of the company; and (3) provide reasonable assurance regarding prevention or timely detection of unauthorized acquisition, use, or disposition of the company's assets that could have a material effect on the financial statements.

Because of its inherent limitations, internal control over financial reporting may not prevent or detect misstatements. Also, projections of any evaluation of effectiveness to future periods are subject to the risk that controls may become inadequate because of changes in conditions, or that the degree of compliance with the policies or procedures may deteriorate.

/s/ Ernst & Young LLP

San Jose, California  
August 31, 2020

**INTUIT INC.**  
**CONSOLIDATED STATEMENTS OF OPERATIONS**

	Twelve Months Ended July 31,		
	2020	2019	2018
<i>(In millions, except per share amounts)</i>			
Net revenue:			
Product	\$ 1,635	\$ 1,623	\$ 1,624
Service and other	6,044	5,161	4,401
Total net revenue	<u>7,679</u>	<u>6,784</u>	<u>6,025</u>
Costs and expenses:			
Cost of revenue:			
Cost of product revenue	72	77	82
Cost of service and other revenue	1,284	1,070	881
Amortization of acquired technology	22	20	15
Selling and marketing	2,048	1,927	1,631
Research and development	1,392	1,233	1,186
General and administrative	679	597	664
Amortization of other acquired intangible assets	6	6	6
Total costs and expenses	<u>5,503</u>	<u>4,930</u>	<u>4,465</u>
Operating income	<u>2,176</u>	<u>1,854</u>	<u>1,560</u>
Interest expense	(14)	(15)	(20)
Interest and other income, net	36	42	26
Income before income taxes	<u>2,198</u>	<u>1,881</u>	<u>1,566</u>
Income tax provision	372	324	237
Net income	<u>\$ 1,826</u>	<u>\$ 1,557</u>	<u>\$ 1,329</u>
Basic net income per share	<u>\$ 6.99</u>	<u>\$ 5.99</u>	<u>\$ 5.18</u>
Shares used in basic per share calculations	<u>261</u>	<u>260</u>	<u>256</u>
Diluted net income per share	<u>\$ 6.92</u>	<u>\$ 5.89</u>	<u>\$ 5.09</u>
Shares used in diluted per share calculations	<u>264</u>	<u>264</u>	<u>261</u>
Cash dividends declared per common share	<u>\$ 2.12</u>	<u>\$ 1.88</u>	<u>\$ 1.56</u>

See accompanying notes.

**INTUIT INC.**  
**CONSOLIDATED STATEMENTS OF COMPREHENSIVE INCOME**

<i>(In millions)</i>	Twelve Months Ended July 31,		
	2020	2019	2018
Net income	\$ 1,826	\$ 1,557	\$ 1,329
Other comprehensive income (loss), net of income taxes:			
Unrealized gain (loss) on available-for-sale debt securities	5	3	(2)
Foreign currency translation loss	(1)	(3)	(12)
Total other comprehensive income (loss), net	4	—	(14)
Comprehensive income	\$ 1,830	\$ 1,557	\$ 1,315

See accompanying notes.

**INTUIT INC.**  
**CONSOLIDATED BALANCE SHEETS**

	July 31,	
	2020	2019
<i>(Dollars in millions, except par value; shares in thousands)</i>		
<b>ASSETS</b>		
Current assets:		
Cash and cash equivalents	\$ 6,442	\$ 2,116
Investments	608	624
Accounts receivable, net of allowance for doubtful accounts of \$12 and \$3	149	87
Income taxes receivable	12	65
Prepaid expenses and other current assets	314	266
Current assets before funds held for customers	7,525	3,158
Funds held for customers	455	436
Total current assets	7,980	3,594
Long-term investments	19	13
Property and equipment, net	734	780
Operating lease right-of-use assets	226	—
Goodwill	1,654	1,655
Acquired intangible assets, net	28	54
Long-term deferred income taxes	65	1
Other assets	225	186
Total assets	<u>\$ 10,931</u>	<u>\$ 6,283</u>
<b>LIABILITIES AND STOCKHOLDERS' EQUITY</b>		
Current liabilities:		
Short-term debt	\$ 1,338	\$ 50
Accounts payable	305	274
Accrued compensation and related liabilities	482	385
Deferred revenue	652	619
Other current liabilities	297	202
Current liabilities before customer fund deposits	3,074	1,530
Customer fund deposits	455	436
Total current liabilities	3,529	1,966
Long-term debt	2,031	386
Long-term deferred income tax liabilities	2	37
Operating lease liabilities	221	—
Other long-term obligations	42	145
Total liabilities	5,825	2,534
Commitments and contingencies		
Stockholders' equity:		
Preferred stock, \$0.01 par value		
Authorized - 1,345 shares total; 145 shares designated Series A; 250 shares designated Series B Junior Participating		
Issued and outstanding - None	—	—
Common stock, \$0.01 par value		
Authorized - 750,000 shares		
Outstanding - 261,740 shares at July 31, 2020 and 260,180 shares at July 31, 2019	3	3
Additional paid-in capital	6,179	5,772
Treasury stock, at cost	(11,929)	(11,611)
Accumulated other comprehensive loss	(32)	(36)
Retained earnings	10,885	9,621
Total stockholders' equity	5,106	3,749
Total liabilities and stockholders' equity	<u>\$ 10,931</u>	<u>\$ 6,283</u>

See accompanying notes.

**INTUIT INC.**  
**CONSOLIDATED STATEMENTS OF STOCKHOLDERS' EQUITY**
*(Dollars in millions, shares in thousands)*

	Common Stock		Additional Paid-In Capital	Treasury Stock	Accumulated Other Comprehensive Loss	Retained Earnings	Total Stockholders' Equity
	Shares	Amount					
<b>Balance at July 31, 2017</b>	<b>255,668</b>	<b>\$ 3</b>	<b>\$ 4,854</b>	<b>\$ (10,778)</b>	<b>\$ (22)</b>	<b>\$ 7,642</b>	<b>\$ 1,699</b>
Comprehensive income	—	—	—	—	(14)	1,329	1,315
Issuance of stock under employee stock plans, net of shares withheld for employee taxes	4,818	—	96	—	—	—	96
Stock repurchases under stock repurchase programs	(1,870)	—	—	(272)	—	—	(272)
Dividends and dividend rights declared (\$1.56 per share)	—	—	—	—	—	(407)	(407)
Share-based compensation expense	—	—	385	—	—	—	385
<b>Balance at July 31, 2018</b>	<b>258,616</b>	<b>3</b>	<b>5,335</b>	<b>(11,050)</b>	<b>(36)</b>	<b>8,564</b>	<b>2,816</b>
Comprehensive income	—	—	—	—	—	1,557	1,557
Issuance of stock under employee stock plans, net of shares withheld for employee taxes	4,019	—	32	—	—	—	32
Stock repurchases under stock repurchase programs	(2,455)	—	—	(561)	—	—	(561)
Dividends and dividend rights declared (\$1.88 per share)	—	—	—	—	—	(500)	(500)
Share-based compensation expense	—	—	405	—	—	—	405
<b>Balance at July 31, 2019</b>	<b>260,180</b>	<b>3</b>	<b>5,772</b>	<b>(11,611)</b>	<b>(36)</b>	<b>9,621</b>	<b>3,749</b>
Comprehensive income	—	—	—	—	4	1,826	1,830
Issuance of stock under employee stock plans, net of shares withheld for employee taxes	2,736	—	(31)	—	—	—	(31)
Stock repurchases under stock repurchase programs	(1,176)	—	—	(318)	—	—	(318)
Dividends and dividend rights declared (\$2.12 per share)	—	—	—	—	—	(562)	(562)
Share-based compensation expense	—	—	438	—	—	—	438
<b>Balance at July 31, 2020</b>	<b>261,740</b>	<b>\$ 3</b>	<b>\$ 6,179</b>	<b>\$ (11,929)</b>	<b>\$ (32)</b>	<b>\$ 10,885</b>	<b>\$ 5,106</b>

See accompanying notes.

**INTUIT INC.**  
**CONSOLIDATED STATEMENTS OF CASH FLOWS**

	Twelve Months Ended July 31,		
	2020	2019	2018
<i>(In millions)</i>			
<b>Cash flows from operating activities:</b>			
Net income	\$ 1,826	\$ 1,557	\$ 1,329
Adjustments to reconcile net income to net cash provided by operating activities:			
Depreciation	189	199	228
Amortization of acquired intangible assets	29	26	25
Non-cash operating lease cost	60	—	—
Share-based compensation expense	435	401	382
Loss on sale of long-lived assets	—	—	79
Deferred income taxes	(179)	(7)	(5)
Other	6	15	6
Total adjustments	540	634	715
Originations of loans held for sale	(566)	—	—
Sale and principal payments of loans held for sale	482	—	—
Changes in operating assets and liabilities:			
Accounts receivable	(59)	11	5
Income taxes receivable	53	5	(1)
Prepaid expenses and other assets	(31)	(37)	(33)
Accounts payable	33	90	12
Accrued compensation and related liabilities	100	16	75
Deferred revenue	38	39	6
Operating lease liabilities	(61)	—	—
Other liabilities	59	9	4
Total changes in operating assets and liabilities	132	133	68
<b>Net cash provided by operating activities</b>	<b>2,414</b>	<b>2,324</b>	<b>2,112</b>
<b>Cash flows from investing activities:</b>			
Purchases of corporate and customer fund investments	(701)	(752)	(407)
Sales of corporate and customer fund investments	130	84	128
Maturities of corporate and customer fund investments	596	303	286
Purchases of property and equipment	(59)	(76)	(38)
Capitalization of internal use software	(78)	(79)	(86)
Acquisitions of businesses, net of cash acquired	—	(64)	(363)
Originations of term loans to small businesses	(243)	(316)	(137)
Principal repayments of term loans from small businesses	287	267	82
Other	(29)	(2)	3
<b>Net cash used in investing activities</b>	<b>(97)</b>	<b>(635)</b>	<b>(532)</b>
<b>Cash flows from financing activities:</b>			
Proceeds from issuance of long-term debt, net of discount and issuance costs	1,983	—	—
Proceeds from borrowings under unsecured revolving credit facility	1,000	—	800
Repayments on borrowings under unsecured revolving credit facility	—	—	(800)
Proceeds from borrowings under secured revolving credit facility	—	48	—
Repayment of debt	(50)	(50)	(50)
Proceeds from issuance of stock under employee stock plans	211	284	295
Payments for employee taxes withheld upon vesting of restricted stock units	(244)	(251)	(199)
Cash paid for purchases of treasury stock	(323)	(556)	(272)

**INTUIT INC.**  
**CONSOLIDATED STATEMENTS OF CASH FLOWS**

Dividends and dividend rights paid	(561)	(501)	(407)
Net change in customer fund deposits	19	69	(5)
Other	(1)	(8)	(1)
<b>Net cash provided by (used in) financing activities</b>	<b>2,034</b>	<b>(965)</b>	<b>(639)</b>
Effect of exchange rates on cash, cash equivalents, restricted cash, and restricted cash equivalents	(6)	(3)	(11)
<b>Net increase in cash, cash equivalents, restricted cash, and restricted cash equivalents</b>	<b>4,345</b>	<b>721</b>	<b>930</b>
Cash, cash equivalents, restricted cash, and restricted cash equivalents at beginning of period	2,352	1,631	701
<b>Cash, cash equivalents, restricted cash, and restricted cash equivalents at end of period</b>	<b>\$ 6,697</b>	<b>\$ 2,352</b>	<b>\$ 1,631</b>
Reconciliation of cash, cash equivalents, restricted cash, and restricted cash equivalents reported within the consolidated balance sheets to the total amounts reported on the consolidated statements of cash flows			
Cash and cash equivalents	\$ 6,442	\$ 2,116	\$ 1,464
Restricted cash and restricted cash equivalents included in funds held for customers	255	236	167
<b>Total cash, cash equivalents, restricted cash, and restricted cash equivalents at end of period</b>	<b>\$ 6,697</b>	<b>\$ 2,352</b>	<b>\$ 1,631</b>
<b>Supplemental disclosure of cash flow information:</b>			
Interest paid	\$ 14	\$ 17	\$ 19
Income taxes paid	\$ 493	\$ 325	\$ 245

See accompanying notes.

## **1. Description of Business and Summary of Significant Accounting Policies**

### *Description of Business*

Intuit helps consumers, small businesses, and the self-employed prosper by delivering financial management and compliance products and services. We also provide specialized tax products to accounting professionals, who are key partners that help us serve small business customers.

Our flagship brands, QuickBooks, TurboTax and Mint, help customers run their small businesses, pay employees and send invoices, separate business and personal expenses, track their money, and file income taxes. ProSeries and Lacerte are our leading tax preparation offerings for professional accountants. Incorporated in 1984 and headquartered in Mountain View, California, we sell our products and services primarily in the United States.

### *Basis of Presentation*

These consolidated financial statements include the financial statements of Intuit and its wholly owned subsidiaries. We have eliminated all significant intercompany balances and transactions in consolidation. We have reclassified certain amounts previously reported in our financial statements to conform to the current presentation.

We acquired TSheets.com LLC, Exactor, Inc., and Applatix, Inc. in fiscal 2018. We have included the results of operations for these companies in our consolidated statements of operations from the dates of acquisition. See Note 6, “*Business Combinations*,” for more information.

Effective August 1, 2019, we adopted the requirements of Accounting Standards Update (ASU) 2016-02, “Leases (Topic 842)” (ASC 842) using the modified retrospective approach, under which financial results reported in prior periods were not restated. As a result, the consolidated balance sheet as of July 31, 2020 is not comparable with that as of July 31, 2019.

Funds held for customers represent cash held on behalf of our customers that is invested in cash and cash equivalents and investment-grade available-for-sale debt securities. The purchases, sales and maturities of the investments for our funds held for customers are presented in investing activities in the consolidated statements of cash flows. Customer fund deposits consist of amounts we owe on behalf of our customers. We present the net change in customer fund deposits in financing activities in the consolidated statements of cash flows. For the twelve months ended July 31, 2019 and 2018, we reclassified \$69 million and \$5 million, respectively, from investing activities to financing activities to conform to the current presentation, resulting in a decrease in net cash used in financing activities with a corresponding offset to net cash used in investing activities for fiscal 2019 and in an increase in net cash used in financing activities with a corresponding offset to net cash used in investing activities for fiscal 2018.

### *Seasonality*

Historically, our Consumer and Strategic Partner offerings have had a significant and distinct seasonal pattern as sales and revenue from our income tax preparation products and services are heavily concentrated in the period from November through April. This seasonal pattern has historically resulted in higher net revenues during our second and third quarters ending January 31 and April 30, respectively. In March 2020, as a relief measure in response to the COVID-19 pandemic, the IRS extended the filing deadline for the 2019 tax year from April 15, 2020 to July 15, 2020. Additionally, all states with a personal income tax also extended their due dates, predominantly to July. As a result, there was a shift in sales and revenue from our third fiscal quarter to our fourth fiscal quarter during fiscal 2020.



## *Use of Estimates*

---

In preparing our consolidated financial statements in accordance with U.S. generally accepted accounting principles (GAAP), we make certain judgments, estimates, and assumptions that affect the amounts reported in our financial statements and the disclosures made in the accompanying notes. For example, we use judgments and estimates in determining how revenue should be recognized. These judgments and estimates include identifying performance obligations, determining if the performance obligations are distinct, determining the standalone sales price (SSP) and timing of revenue recognition for each distinct performance obligation, and estimating variable consideration to be included in the transaction price. We use estimates in determining the collectibility of accounts receivable and notes receivable, the appropriate levels of various accruals including accruals for litigation contingencies, the discount rate used to calculate lease liabilities, the amount of our worldwide tax provision, and the realizability of deferred tax assets. We also use estimates in determining the remaining economic lives and fair values of acquired intangible assets, property and equipment, and other long-lived assets. In addition, we use assumptions to estimate the fair value of reporting units and share-based compensation. Despite our intention to establish accurate estimates and use reasonable assumptions, actual results may differ from our estimates. Additionally, in the context of the ongoing global COVID-19 pandemic, while there was no material impact to our estimates in the current period, in future periods, facts and circumstances could change and impact our estimates.

## *Revenue Recognition*

---

We derive revenue from the sale of software subscriptions, hosted services, payroll services, merchant payment processing services, packaged software products, live expert advice, financing for small businesses, financial supplies and hardware. We enter into contracts with customers that include promises to transfer various products and services, which are generally capable of being distinct and accounted for as separate performance obligations. Revenue is recognized when the promised goods or services are transferred to customers, in an amount that reflects the consideration allocated to the respective performance obligation.

### *Nature of Products and Services*

#### Desktop Offerings

Our desktop offerings consist of our QuickBooks Desktop products, which include both packaged software products and software subscriptions, our consumer and professional tax desktop products, which include TurboTax, Lacerte and ProSeries, our desktop payroll products, and merchant payment processing services for small businesses who use our desktop offerings.

Our QuickBooks Desktop packaged software products include a perpetual software license as well as enhancements and connected services. We recognize revenue for our QuickBooks Desktop packaged software products at the time the software license is delivered. We have determined that the enhancements and connected services included in our QuickBooks Desktop packaged software products are immaterial within the context of the contract.

Our QuickBooks Desktop software subscriptions include a term software license, version protection, enhancements, support and various connected services. We recognize revenue for the software license and version protection at the time they are delivered and recognize revenue for support and connected services over the subscription term as the services are provided. We have determined that the enhancements included in our QuickBooks Desktop software subscriptions are immaterial within the context of the contract.

Our consumer and professional tax desktop products include an on-premise tax software license, related tax form updates, electronic filing service and connected services. We recognize revenue for the software license and related tax form updates, as one performance obligation, over the period the forms and updates are delivered. We recognize revenue for our electronic filings service and connected services as those services are provided.

We also sell some of our QuickBooks Desktop products and consumer tax desktop products in non-consignment and consignment arrangements to certain retailers. For non-consignment retailers, we begin recognizing revenue when control has transferred to the retailer. For consignment retailers, we begin recognizing revenue when control has transferred to the customer, at the time the end-user sale has occurred.

Our desktop payroll products are sold as software subscriptions and include a term software license with a stand-ready obligation to maintain compliance with current payroll tax laws, support and connected services. The term software license and stand-ready obligation to maintain compliance with current payroll tax laws is considered one performance obligation. Each of the performance obligations is considered distinct and control is transferred to the customer over the subscription term. As a result, revenue is recognized ratably over the subscription term as services are provided.

We offer merchant payment processing services as a separately paid connected service for our QuickBooks Desktop packaged software products and software subscriptions, and revenue is recognized as the services are provided to the customers.

### Online Offerings

Our online offerings include TurboTax Online and TurboTax Live, ProConnect Tax Online, QuickBooks Online, online payroll, and merchant payment processing services for small businesses who use our online offerings.

These online offerings provide customers with the right to use the hosted software over the contract period without taking possession of the software and are billed on either a subscription or consumption basis. Revenue related to our online offerings that are billed on a subscription basis is recognized ratably over the contract period. Revenue related to online offerings that are billed on a consumption basis, is recognized when the customer consumes the related service.

### Other Solutions

Revenue from the sale of our financial supplies, such as printed check stock and hardware, such as retail point-of-sale equipment and credit card readers for mobile phones, is recognized when control is transferred to the customer which is generally when the products are shipped.

We also have revenue-sharing and royalty arrangements with third-party partners and recognize this revenue as earned based upon reporting provided to us by our partners. In instances where we do not have reporting from our partners, we estimate revenue based on information available to us at the time.

### *Product Revenue and Service and Other Revenue*

Product revenue includes revenue from: QuickBooks Desktop software licenses and version protection; consumer and professional tax desktop licenses and the related form updates; desktop payroll licenses and related updates; and financial supplies.

Service and other revenue includes revenue from: our online offerings discussed above; support, electronic filing services and connected services included with our desktop offerings; merchant payment processing services for our desktop offerings; and revenue-sharing and royalty arrangements.

We record revenue net of sales tax obligations. For payroll services, we generally require customers to remit payroll tax funds to us in advance of the payroll date via electronic funds transfer. We include in total net revenue the interest earned on these funds between the time that we collect them from customers and the time that we remit them to outside parties. Revenue for electronic payment processing services that we provide to merchants is recorded net of interchange fees charged by credit card associations.

### *Judgments and Estimates*

Our contracts with customers often include promises to transfer multiple products and services to a customer. In determining how revenue should be recognized, a five-step process is used, which requires judgment and estimates. These judgments and estimates include identifying performance obligations in the contract, determining whether the performance obligations are distinct, determining the SSP for each distinct performance obligation, determining the timing of revenue recognition for distinct performance obligations and estimating the amount of variable consideration to include in the transaction price.

The functionality of the software licenses included in our consumer and professional tax and payroll desktop offerings is dependent on the related enhancements and updates included in these offerings. Judgment is required to determine whether the software license is considered distinct and accounted for separately, or not distinct and accounted for together with the related updates and recognized over time.

Our contracts with customers include promises to transfer various products and services, which are generally capable of being distinct performance obligations. In many cases SSPs for distinct performance obligations are based on directly observable pricing. In instances where the SSP is not directly observable, such as when we do not sell the product or service separately, we determine the SSP using information that may include market conditions and other observable inputs.

Our consumer and professional tax desktop products include an on-premise tax software license and related tax form updates that are recognized as the forms and updates are delivered. We measure progress towards complete satisfaction of the software license and related tax form updates using an output method based on the timing of when the tax forms are delivered.

We generally provide refunds to customers for product returns and subscription cancellations. We also provide promotional discounts and incentive rebates on retail and distribution sales. These refunds, discounts and incentive rebates are accounted for as variable consideration when estimating the amount of revenue to recognize. Refunds are estimated based on historical experience and current business and economic indicators and updated at the end of each reporting period as additional information becomes available to the extent that it is probable that a significant reversal of any incremental revenue will not occur. Discounts and incentive rebates are estimated based on distributors' and retailers' performance against the terms and conditions of the rebate programs.

### *Deferred Revenue*

Generally, we receive payment at the time we enter into a contract with a customer. We record deferred revenue when we have entered into a contract with a customer and cash payments are received or due prior to transfer of control or satisfaction of the related performance obligation. During the twelve months ended July 31, 2020, we recognized revenue of \$619 million, that was included in deferred revenue at July 31, 2019. During the twelve months ended July 31, 2019, we recognized revenue of \$581 million, that was included in deferred revenue at July 31, 2018.

Our performance obligations are generally satisfied within 12 months of the initial contract date. As of July 31, 2020 and 2019, the deferred revenue balance related to performance obligations that will be satisfied after 12 months was \$13 million and \$4 million, respectively, and is included in other long-term obligations on our consolidated balance sheets.

### *Assets Recognized from the Costs to Obtain a Contract with a Customer*

Our internal sales commissions are considered incremental costs of obtaining the contract with a customer. Internal sales commissions for subscription offerings where we expect the benefit of those costs to continue longer than one year are capitalized and amortized ratably over the period of benefit, which ranges from three to four years. Total capitalized costs to obtain a contract are not significant and are included in prepaid expenses and other current assets and other assets on our consolidated balance sheets.

We apply a practical expedient to expense costs incurred to obtain a contract with a customer when the period of benefit is less than one year. These costs primarily include internal and external sales commissions for our consumer and professional tax offerings.

### *Shipping and Handling*

---

We record the amounts we charge our customers for the shipping and handling of our software products as product revenue and we record the related costs as cost of product revenue in our consolidated statements of operations.

### *Customer Service and Technical Support*

---

We include the costs of providing customer service under paid technical support contracts and as included in certain software subscriptions on the cost of service and other revenue line in our consolidated statements of operations. We also include the costs of customer service and technical support associated with our online or hosted offerings in cost of service and other revenue. We include the costs of customer service and free technical support related to desktop offerings in selling and marketing expense in our consolidated statements of operations. Customer service and technical support costs include costs associated with performing order processing, answering customer inquiries by telephone and through websites, e-mail and other electronic means, and providing free technical support assistance to customers. We expense the cost of providing this free support as incurred.

### *Software Development Costs*

---

We expense software development costs as we incur them until technological feasibility has been established, at which time those costs are capitalized until the product is available for general release to customers. To date, our software has been available for general release concurrent with the establishment of technological feasibility and, accordingly, we have not capitalized any development costs. Costs we incur to enhance our existing products or after the general release of the service using the product are expensed in the period they are incurred and included in research and development expense in our consolidated statements of operations.

### *Internal Use Software*

---

We capitalize costs related to development of hosted services that we provide to our customers and internal use of enterprise-level business and finance software in support of our operational needs. Costs incurred in the application development phase are capitalized and amortized on a straight-line basis over their useful lives, which are generally three to six years. Costs related to planning and other preliminary project activities and to post-implementation activities are expensed as incurred. We test these assets for impairment whenever events or changes in circumstances occur that could impact their recoverability.

---

## *Advertising*

We expense all advertising costs as we incur them to selling and marketing expense in our consolidated statements of operations. We recorded advertising expense of approximately \$778 million for the twelve months ended July 31, 2020, \$800 million for the twelve months ended July 31, 2019, and \$615 million for the twelve months ended July 31, 2018.

---

## *Leases*

Our leases are primarily operating leases for office facilities. We do not have significant finance leases. We determine if an arrangement is a lease and classify it as either a finance or operating lease at lease inception. Operating leases are included in operating lease right-of-use (ROU) assets, other current liabilities, and operating lease liabilities on our consolidated balance sheets.

Operating lease liabilities are recognized at commencement date based on the present value of the future minimum lease payments over the lease term. Our leases generally do not have a readily determinable implicit rate, therefore we use our incremental borrowing rate at the commencement date in determining the present value of future payments. Our incremental borrowing rate is determined based on a yield curve derived from publicly traded bond offerings for companies with similar credit ratings to us. Our lease terms may include options to purchase, extend or terminate the lease when it is reasonably certain that we will exercise that option. We account for the lease and non-lease components as a single lease component.

We measure ROU assets based on the corresponding lease liabilities adjusted for any initial direct costs and prepaid lease payments made to the lessor before or at the commencement date, net of lease incentives. Lease expense for minimum lease payments is recognized on a straight-line basis over the lease term. Variable lease payments are not included in the calculation of the ROU asset and lease liability and are recognized as lease expense is incurred. Our variable lease payments generally relate to amounts paid to lessors for common area maintenance under our real estate leases.

Our subleases generally do not relieve us of our primary obligations under the corresponding head lease. As a result, we account for the head lease based on the original assessment at inception. We determine if the sublease arrangement is either a sales-type, direct financing, or operating lease at inception. If the total remaining lease cost on the head lease for the term of the sublease is greater than the anticipated sublease income, the ROU asset is assessed for impairment. Our subleases are generally operating leases and we recognize sublease income on a straight-line basis over the sublease term.

---

## *Capitalization of Interest Expense*

We capitalize interest on capital projects, including facilities build-out projects and internal use computer software projects. Capitalization commences with the first expenditure for the project and continues until the project is substantially complete and ready for its intended use. We amortize capitalized interest to depreciation expense using the straight-line method over the same lives as the related assets. Capitalized interest was not significant for any period presented.

---

## *Foreign Currency*

The functional currencies of our international operating subsidiaries are generally the local currencies. We translate the assets and liabilities of our foreign subsidiaries at the exchange rates in effect on the balance sheet date. We translate their revenue, costs and expenses at the average rates of exchange in effect during the period. We include translation gains and losses in the stockholders' equity section of our consolidated balance sheets. We include net gains and losses resulting from foreign exchange transactions in interest and other income in our consolidated statements of operations. Translation gains and losses and transaction gains and losses were not significant for any period presented.

---

## *Income Taxes*

We estimate our income taxes based on the various jurisdictions where we conduct business. Significant judgment is required in determining our worldwide income tax provision. We estimate our current tax liability and assess temporary differences that result from differing treatments of certain items for tax and accounting purposes. These differences result in deferred tax assets and liabilities, which we show on our consolidated balance sheet. We must then assess the likelihood that our deferred tax assets will be realized. To the extent we believe that realization is not likely, we establish a valuation allowance. When we establish a valuation allowance or increase this allowance in an accounting period, we record a corresponding income tax expense in our consolidated statement of operations.

We review the need for a valuation allowance to reflect uncertainties about whether we will be able to utilize some of our deferred tax assets before they expire. The valuation allowance analysis is based on our estimates of taxable income for the jurisdictions in which we operate and the periods over which our deferred tax assets will be realizable. While we have considered future taxable income in assessing the need for a valuation allowance for the periods presented, we could be required to record a valuation allowance to take into account additional deferred tax assets that we may be unable to realize.

An increase in the valuation allowance would have an adverse impact, which could be material, on our income tax provision and net income in the period in which we record the increase.

We recognize and measure benefits for uncertain tax positions using a two-step approach. The first step is to evaluate the tax position taken or expected to be taken in a tax return by determining if the weight of available evidence indicates that it is more likely than not that the tax position will be sustained upon audit, including resolution of any related appeals or litigation processes. For tax positions that are more likely than not of being sustained upon audit, the second step is to measure the tax benefit as the largest amount that is more than 50% likely of being realized upon settlement. Significant judgment is required to evaluate uncertain tax positions. We evaluate our uncertain tax positions on a quarterly basis. Our evaluations are based upon a number of factors, including changes in facts or circumstances, changes in tax law, correspondence with tax authorities during the course of audits and effective settlement of audit issues. Changes in the recognition or measurement of uncertain tax positions could result in material increases or decreases in our income tax expense in the period in which we make the change, which could have a material impact on our effective tax rate and operating results.

A description of our accounting policies associated with tax-related contingencies and valuation allowances assumed as part of a business combination is provided under “*Business Combinations*” below.

### Computation of Net Income (Loss) Per Share

We compute basic net income or loss per share using the weighted average number of common shares outstanding during the period. We compute diluted net income per share using the weighted average number of common shares and dilutive potential common shares outstanding during the period. Dilutive potential common shares consist of the shares issuable upon the exercise of stock options and upon the vesting of restricted stock units (RSUs) under the treasury stock method.

We include stock options with combined exercise prices and unrecognized compensation expense that are less than the average market price for our common stock, and RSUs with unrecognized compensation expense that is less than the average market price for our common stock, in the calculation of diluted net income per share. We exclude stock options with combined exercise prices and unrecognized compensation expense that are greater than the average market price for our common stock, and RSUs with unrecognized compensation expense that is greater than the average market price for our common stock, from the calculation of diluted net income per share because their effect is anti-dilutive. Under the treasury stock method, the amount that must be paid to exercise stock options and the amount of compensation expense for future service that we have not yet recognized for stock options and RSUs are assumed to be used to repurchase shares.

All of the RSUs we grant have dividend rights. Dividend rights are accumulated and paid when the underlying RSUs vest. Since the dividend rights are subject to the same vesting requirements as the underlying equity awards they are considered a contingent transfer of value. Consequently, the RSUs are not considered participating securities and we do not present them separately in earnings per share.

The following table presents the composition of shares used in the computation of basic and diluted net income per share for the periods indicated.

	Twelve Months Ended July 31,		
	2020	2019	2018
<i>(In millions, except per share amounts)</i>			
<b>Numerator:</b>			
Net income	\$ 1,826	\$ 1,557	\$ 1,329
<b>Denominator:</b>			
Shares used in basic per share amounts:			
Weighted average common shares outstanding	261	260	256
Shares used in diluted per share amounts:			
Weighted average common shares outstanding	261	260	256
Dilutive common equivalent shares from stock options and restricted stock awards	3	4	5
Dilutive weighted average common shares outstanding	264	264	261
<b>Basic and diluted net income per share:</b>			
Basic net income per share	\$ 6.99	\$ 5.99	\$ 5.18
Diluted net income per share	\$ 6.92	\$ 5.89	\$ 5.09
<b>Shares excluded from diluted net income per share:</b>			
Weighted average stock options and restricted stock units that have been excluded from dilutive common equivalent shares outstanding due to their anti-dilutive effect	—	1	—

### *Cash Equivalents and Investments*

---

We consider highly liquid investments with maturities of three months or less at the date of purchase to be cash equivalents. In all periods presented, cash equivalents consist primarily of time deposits, savings deposit accounts, and money market funds. Investments consist primarily of investment-grade available-for-sale debt securities. Except for direct obligations of the United States government, securities issued by agencies of the United States government, and money market funds, we diversify our investments by limiting our holdings with any individual issuer.

We use the specific identification method to compute gains and losses on investments. We record unrealized gains and losses on investments, net of tax, in accumulated other comprehensive income in the stockholders' equity section of our consolidated balance sheets and reflect unrealized gain and loss activity in other comprehensive income on our consolidated statement of comprehensive income. We generally classify available-for-sale debt securities as current assets based upon our ability and intent to use any and all of these securities as necessary to satisfy the significant short-term liquidity requirements that may arise from the highly seasonal nature of our businesses. Because of our significant business seasonality, stock repurchase programs, and acquisition opportunities, cash flow requirements may fluctuate dramatically from quarter to quarter and require us to use a significant amount of the investments we hold as available-for-sale.

### *Accounts Receivable and Allowances for Doubtful Accounts*

---

Accounts receivable are recorded at the invoiced amount and are not interest bearing. We maintain an allowance for doubtful accounts to reserve for potentially uncollectible receivables. We review our accounts receivable by aging category to identify significant customers or invoices with known disputes or collectibility issues. For those invoices not specifically identified as uncollectible, we provide an allowance based on the age of the receivable. In determining the amount of the allowance, we make judgments about the creditworthiness of significant customers based on ongoing credit evaluations. We also consider our historical level of credit losses and current economic trends that might impact the level of future credit losses. When we determine that amounts are uncollectible we write them off against the allowance.

### *Notes Receivable and Allowances for Loan Losses*

---

Notes receivable consist of term loans to small businesses and are included in prepaid expenses and other current assets on our consolidated balance sheets. As of July 31, 2020 and July 31, 2019, the notes receivable balance was \$40 million and \$95 million, respectively, and the allowances for loan losses were not material. The term loans are not secured and are recorded at amortized cost, net of allowances for loan losses. We maintain an allowance for loan losses to reserve for potentially uncollectible notes receivable. We evaluate the creditworthiness of our loan portfolio on a pooled basis due to its composition of small, homogeneous loans with similar general credit risk and characteristics and apply a loss rate at the time of loan origination. The loss rate and underlying model are updated periodically to reflect actual loan performance and changes in assumptions. We make judgments about the known and inherent risks in the loan portfolio, adverse situations that may affect borrowers' ability to repay and current economic conditions. When we determine that amounts are uncollectible, we write them off against the allowance.

**Paycheck Protection Program** - In April 2020, Intuit was approved as a non-bank Small Business Administration lender for the Paycheck Protection Program (PPP). The PPP was authorized under the Coronavirus Aid, Relief, and Economic Security Act (CARES Act) to provide small businesses loans to pay payroll and group health costs, salaries and commissions, mortgage and rent payments, utilities, and interest on other debt which is designed to provide assistance to small businesses during the COVID-19 pandemic. Lending under the program expired on August 8, 2020. We have the intent and ability to sell all of our rights, title, and interests in qualified loans after origination to third-party investors. Loans held for sale are recorded at the lower of cost or fair value until the loans are sold. As of July 31, 2020, the loans held for sale balance was \$98 million, and is included in prepaid expenses and other current assets on our consolidated balance sheets. When loans under this program do not qualify to be sold, they are held for investment. As of July 31, 2020, PPP loans held for investment were not material and are included in prepaid expenses and other current assets on our consolidated balance sheets.

### *Funds Held for Customers and Customer Fund Deposits*

---

Funds held for customers represent cash held on behalf of our customers that is invested in cash and cash equivalents and investment-grade available-for-sale debt securities, restricted for use solely for the purpose of satisfying amounts we owe on behalf of our customers. Customer fund deposits consist of amounts we owe on behalf of our customers, such as direct deposit payroll funds and payroll taxes.

### *Property and Equipment*

---

Property and equipment is stated at the lower of cost or realizable value, net of accumulated depreciation. We calculate depreciation using the straight-line method over the estimated useful lives of the assets, which range from two to 30 years. We amortize leasehold improvements using the straight-line method over the lesser of their estimated useful lives or remaining

lease terms. We include the amortization of assets that are recorded under finance leases in depreciation expense. We review property and equipment for impairment whenever events or changes in circumstances indicate that the carrying amount of an asset may not be recoverable. We did not record any significant property impairment charges during the twelve months ended July 31, 2020, 2019, or 2018.

### *Business Combinations*

---

The acquisition method of accounting for business combinations requires us to use significant estimates and assumptions, including fair value estimates, as of the business combination date and to refine those estimates as necessary during the measurement period (defined as the period, not to exceed one year, in which we may adjust the provisional amounts recognized for a business combination).

Under the acquisition method of accounting we recognize separately from goodwill the identifiable assets acquired, the liabilities assumed, and any noncontrolling interests in an acquiree, generally at the acquisition date fair value. We measure goodwill as of the acquisition date as the excess of consideration transferred, which we also measure at fair value, over the net of the acquisition date amounts of the identifiable assets acquired and liabilities assumed. Costs that we incur to complete the business combination such as investment banking, legal and other professional fees are not considered part of consideration and we charge them to general and administrative expense as they are incurred. Under the acquisition method we also account for acquired company restructuring activities that we initiate separately from the business combination.

Should the initial accounting for a business combination be incomplete by the end of a reporting period that falls within the measurement period, we report provisional amounts in our financial statements. During the measurement period, we adjust the provisional amounts recognized at the acquisition date to reflect new information obtained about facts and circumstances that existed as of the acquisition date that, if known, would have affected the measurement of the amounts recognized as of that date and we record those adjustments to our financial statements. We apply those measurement period adjustments that we determine to be significant retrospectively to comparative information in our financial statements, including adjustments to depreciation and amortization expense.

Under the acquisition method of accounting for business combinations, if we identify changes to acquired deferred tax asset valuation allowances or liabilities related to uncertain tax positions during the measurement period and they relate to new information obtained about facts and circumstances that existed as of the acquisition date, those changes are considered a measurement period adjustment and we record the offset to goodwill. We record all other changes to deferred tax asset valuation allowances and liabilities related to uncertain tax positions in current period income tax expense. This accounting applies to all of our acquisitions regardless of acquisition date.

### *Goodwill, Acquired Intangible Assets and Other Long-Lived Assets*

---

#### *Goodwill*

We record goodwill when the fair value of consideration transferred in a business combination exceeds the fair value of the identifiable assets acquired and liabilities assumed. Goodwill and other intangible assets that have indefinite useful lives are not amortized, but we test them for impairment annually during our fourth fiscal quarter and whenever an event or change in circumstances indicates that the carrying value of the asset may not be recoverable.

For goodwill, we perform a two-step impairment test. In the first step, we compare the fair value of each reporting unit to its carrying value. In accordance with authoritative guidance, we define fair value as the price that would be received from the sale of an asset or paid to transfer a liability in the principal or most advantageous market for the asset or liability in an orderly transaction between market participants on the measurement date. We consider and use all valuation methods that are appropriate in estimating the fair value of our reporting units and generally use a weighted combination of income and market approaches. Under the income approach, we estimate the fair value of each reporting unit based on the present value of future cash flows. We use a number of assumptions in our discounted cash flow model, including market factors specific to the business, the amount and timing of estimated future cash flows to be generated by the business over an extended period of time, long-term growth rates for the business, and a rate of return that considers the relative risk of achieving the cash flows and the time value of money. Under the market approach, we estimate the fair value of each reporting unit based on market multiples of revenue, operating income, and earnings for comparable publicly traded companies engaged in similar businesses. If the estimated fair value of the reporting unit exceeds the carrying value of the net assets assigned to that unit, goodwill is not impaired and no further analysis is required.

If the carrying value of the net assets assigned to a reporting unit exceeds the estimated fair value of the unit, we perform the second step of the impairment test. In this step we allocate the fair value of the reporting unit calculated in step one to all of the assets and liabilities of that unit, as if we had just acquired the reporting unit in a business combination. The excess of the fair value of the reporting unit over the total amount allocated to the assets and liabilities represents the implied fair value of goodwill. If the carrying value of a reporting unit's goodwill exceeds its implied fair value, we would record an impairment loss equal to the difference. We recorded no goodwill impairment charges for the twelve months ended July 31, 2020, 2019 or 2018.

### *Acquired Intangible Assets and Other Long-Lived Assets*

We generally record acquired intangible assets that have finite useful lives, such as purchased technology, in connection with business combinations. We amortize the cost of acquired intangible assets on a straight-line basis over their estimated useful lives, which range from three to seven years. We review intangible assets that have finite useful lives and other long-lived assets whenever an event or change in circumstances indicates that the carrying value of the asset may not be recoverable. We estimate the recoverability of these assets by comparing the carrying amount of the asset to the future undiscounted cash flows that we expect the asset to generate. We estimate the fair value of assets that have finite useful lives based on the present value of future cash flows for those assets. If the carrying value of an asset with a finite life exceeds its estimated fair value, we would record an impairment loss equal to the difference. Impairment charges for acquired intangible assets were not significant for the twelve months ended July 31, 2020, 2019 or 2018.

### *Share-Based Compensation Plans*

---

We estimate the fair value of stock options granted using a lattice binomial model and a multiple option award approach. We amortize the fair value of stock options on a straight-line basis over the requisite service periods of the awards, which are generally the vesting periods.

Restricted stock units (RSUs) granted typically vest based on continued service. We value these time-based RSUs at the date of grant using the intrinsic value method. We amortize the fair value of time-based RSUs on a straight-line basis over the service period. Certain RSUs granted to senior management vest based on the achievement of pre-established performance or market goals. We estimate the fair value of performance-based RSUs at the date of grant using the intrinsic value method and the probability that the specified performance criteria would be met. Each quarter we update our assessment of the probability that the specified performance criteria will be achieved and adjust our estimate of the fair value of the performance-based RSUs if necessary. We amortize the fair values of performance-based RSUs over the requisite service period for each separately vesting tranche of the award. We estimate the fair value of market-based RSUs at the date of grant using a Monte Carlo valuation methodology and amortize those fair values over the requisite service period for each separately vesting tranche of the award. The Monte Carlo methodology that we use to estimate the fair value of market-based RSUs at the date of grant incorporates into the valuation the possibility that the market condition may not be satisfied. Provided that the requisite service is rendered, the total fair value of the market-based RSUs at the date of grant must be recognized as compensation expense even if the market condition is not achieved. However, the number of shares that ultimately vest can vary significantly with the performance of the specified market criteria. All of the RSUs we grant have dividend rights that are subject to the same vesting requirements as the underlying equity awards, so we do not adjust the intrinsic (market) value of our RSUs for dividends.

See Note 11, “*Stockholders’ Equity*,” for a description of our share-based compensation plans and more information on the assumptions we use to calculate the fair value of share-based compensation.

### *Concentration of Credit Risk and Significant Customers and Suppliers*

---

We operate in markets that are highly competitive and rapidly changing. Significant technological changes, shifting customer needs, the emergence of competitive products or services with new capabilities and other factors could negatively impact our operating results.

We are also subject to risks related to changes in the value of our significant balance of investments. Our portfolio of investments consists of investment-grade securities. Except for direct obligations of the United States government, securities issued by agencies of the United States government and money market funds, we diversify our investments by limiting our holdings with any individual issuer.

We sell a portion of our products through third-party retailers and distributors. As a result, we face risks related to the collectibility of our accounts receivable. To appropriately manage this risk, we perform ongoing evaluations of customer credit and limit the amount of credit extended as we deem appropriate, but generally do not require collateral. We maintain reserves for estimated credit losses and these losses have historically been within our expectations. However, since we cannot predict future changes in the financial stability of our customers, we cannot guarantee that our reserves will continue to be adequate. No customer accounted for 10% or more of total net revenue for the twelve months ended July 31, 2020, 2019 or 2018, nor did any customer account for 10% or more of total accounts receivable at July 31, 2020 or July 31, 2019.

We rely primarily on one third-party vendor to perform the manufacturing and distribution functions for our retail desktop software products. We also have a key single-source vendor that prints and fulfills orders for most of our financial supplies business. While we believe that relying on key vendors improves the efficiency and reliability of our business operations, relying on any one vendor for a significant aspect of our business can have a significant negative impact on our revenue and profitability if that vendor fails to perform at acceptable service levels for any reason, including financial difficulties of the vendor.



### *Accounting Standards Recently Adopted*

---

**Leases** - In February 2016 the Financial Accounting Standards Board (FASB) issued ASU 2016-02, “*Leases (Topic 842)*.” This standard amends a number of aspects of lease accounting, including requiring lessees to recognize operating leases with a term greater than one year on their balance sheet as a right-of-use asset and corresponding lease liability, measured at the present value of the lease payments. We adopted this standard in the first quarter of our fiscal year beginning August 1, 2019 using the modified retrospective approach, under which financial results reported in prior periods were not adjusted. We elected certain practical expedients, including the relief package practical expedient which among other things allowed us to carry forward the historical lease classifications. We also elected the practical expedient to combine lease and non-lease components for all asset classes.

The adoption of ASC 842 on August 1, 2019 resulted in the recognition of ROU assets and operating lease liabilities of \$319 million and \$361 million, respectively, related to our operating leases. Adoption of the standard also resulted in the elimination of deferred rent liabilities of \$47 million and prepaid rent of \$5 million. Adoption did not result in any cumulative-effect adjustments to retained earnings, and there was no material impact to our consolidated statements of operations or our consolidated statements of cash flows.

### *Accounting Standards Not Yet Adopted*

---

**Internal-Use Software** - In August 2018 the FASB issued Accounting Standards Update (ASU) 2018-15, “*Intangibles—Goodwill and Other (Topic 350): Internal-Use Software*.” This standard aligns the requirements for capitalizing implementation costs incurred in a cloud computing arrangement that is a service contract with the requirements for capitalizing implementation costs incurred to develop or obtain internal-use software. The standard is effective for fiscal years beginning after December 15, 2019, including interim periods within those fiscal years, which means that it will be effective for us in the first quarter of our fiscal year beginning August 1, 2020. Early adoption is permitted. We do not expect the adoption of ASU 2018-15 to have a material impact on our consolidated financial statements.

**Goodwill Impairment** - In January 2017 the FASB issued ASU 2017-04, “*Intangibles—Goodwill and Other (Topic 350): Simplifying the Test for Goodwill Impairment*.” This standard eliminates Step 2 from the goodwill impairment test. Instead, an entity should compare the fair value of a reporting unit with its carrying amount and recognize an impairment charge for the amount by which the carrying amount exceeds the reporting unit's fair value, not to exceed the total amount of goodwill allocated to the reporting unit. The standard is effective for fiscal years beginning after December 15, 2019, including interim periods within those fiscal years, which means that it will be effective for us in the first quarter of our fiscal year beginning August 1, 2020. Early adoption is permitted. We do not expect the adoption of ASU 2017-04 to have a material impact on our consolidated financial statements.

**Financial Instruments** - In June 2016 the FASB issued ASU 2016-13, “*Financial Instruments—Credit Losses (Topic 326)*.” This standard requires the measurement of all expected credit losses for financial assets held at the reporting date based on historical experience, current conditions, and reasonable and supportable forecasts. The standard is effective for fiscal years beginning after December 15, 2019, including interim periods within those fiscal years, which means that it will be effective for us in the first quarter of our fiscal year beginning August 1, 2020. Earlier adoption is permitted in the first quarter of our fiscal year beginning August 1, 2019. We do not expect the adoption of ASU 2016-13 to have a material impact on our consolidated financial statements.

We do not expect that any other recently issued accounting pronouncements will have a significant effect on our financial statements.

## 2. Fair Value Measurements

---

### *Fair Value Hierarchy*

---

The authoritative guidance defines fair value as the price that would be received from the sale of an asset or paid to transfer a liability in an orderly transaction between market participants on the measurement date. When determining fair value, we consider the principal or most advantageous market for an asset or liability and assumptions that market participants would use when pricing the asset or liability. In addition, we consider and use all valuation methods that are appropriate in estimating the fair value of an asset or liability.

The authoritative guidance establishes a fair value hierarchy that is based on the extent and level of judgment used to estimate the fair value of assets and liabilities. In general, the authoritative guidance requires us to maximize the use of observable inputs and minimize the use of unobservable inputs when measuring fair value. An asset or liability's categorization within the fair value hierarchy is based upon the lowest level of input that is significant to the measurement of its fair value. The three levels of input defined by the authoritative guidance are as follows:

- **Level 1** uses unadjusted quoted prices that are available in active markets for identical assets or liabilities.

- **Level 2** uses inputs other than quoted prices included in Level 1 that are either directly or indirectly observable through correlation with market data. These include quoted prices in active markets for similar assets or liabilities: quoted prices for identical or similar assets or liabilities in markets that are not active; and inputs to valuation models or other pricing methodologies that do not require significant judgment because the inputs used in the model, such as interest rates and volatility, can be corroborated by readily observable market data for substantially the full term of the assets or liabilities.
- **Level 3** uses one or more unobservable inputs that are supported by little or no market activity and that are significant to the determination of fair value. Level 3 assets and liabilities include those whose fair values are determined using pricing models, discounted cash flow methodologies or similar valuation techniques and significant management judgment or estimation.

*Assets and Liabilities Measured at Fair Value on a Recurring Basis*

The following table summarizes financial assets and financial liabilities that we measured at fair value on a recurring basis at the dates indicated, classified in accordance with the fair value hierarchy described above.

(In millions)	At July 31, 2020			At July 31, 2019		
	Level 1	Level 2	Total Fair Value	Level 1	Level 2	Total Fair Value
<b>Assets:</b>						
Cash equivalents, primarily time deposits, savings deposit accounts, and money market funds	\$ 5,765	\$ —	\$ 5,765	\$ 1,647	\$ —	\$ 1,647
Available-for-sale debt securities:						
Municipal bonds	—	9	9	—	5	5
Corporate notes	—	752	752	—	800	800
U.S. agency securities	—	47	47	—	19	19
Total available-for-sale securities	—	808	808	—	824	824
Total assets measured at fair value on a recurring basis	\$ 5,765	\$ 808	\$ 6,573	\$ 1,647	\$ 824	\$ 2,471
<b>Liabilities:</b>						
Senior unsecured notes <sup>(1)</sup>	\$ —	\$ 2,042	\$ 2,042	\$ —	\$ —	\$ —

(1) Carrying value on our balance sheet at July 31, 2020 was \$1.98 billion. See Note 8, "Long-Term Obligations and Commitments" for more information.

The following table summarizes our cash equivalents and available-for-sale debt securities by balance sheet classification and level in the fair value hierarchy at the dates shown:

(In millions)	At July 31, 2020			At July 31, 2019		
	Level 1	Level 2	Total Fair Value	Level 1	Level 2	Total Fair Value
<b>Cash equivalents:</b>						
In cash and cash equivalents	\$ 5,765	\$ —	\$ 5,765	\$ 1,647	\$ —	\$ 1,647
<b>Available-for-sale debt securities:</b>						
In investments	\$ —	\$ 608	\$ 608	\$ —	\$ 624	\$ 624
In funds held for customers	—	200	200	—	200	200
Total available-for-sale debt securities	\$ —	\$ 808	\$ 808	\$ —	\$ 824	\$ 824

We value our Level 1 assets, consisting primarily of time deposits, savings deposit accounts, and money market funds, using quoted prices in active markets for identical instruments. Financial assets whose fair values we measure on a recurring basis using Level 2 inputs consist of municipal bonds, corporate notes and U.S. agency securities. We measure the fair values of these assets with the help of a pricing service that either provides quoted market prices in active markets for identical or similar securities or uses observable inputs for their pricing without applying significant adjustments. Our fair value processes include controls that are designed to ensure that we record appropriate fair values for our Level 2 investments. These controls include comparison to pricing provided by a secondary pricing service or investment manager, validation of pricing sources and models, review of key model inputs, analysis of period-over-period price fluctuations, and independent recalculation of prices where appropriate. Financial assets whose fair values we measure using Level 3 inputs consist of loans held for sale. These loans are recorded at the lower of cost or fair value and totaled \$98 million at July 31, 2020. The difference between cost and fair value was not material.

Financial liabilities whose fair values we measure using Level 2 inputs consist of senior unsecured notes. See Note 8, “*Long-Term Obligations and Commitments*” for more information. We measure the fair value of our senior unsecured notes based on their trading prices and the interest rates we could obtain for other borrowings with similar terms.

There were no transfers between Level 1, Level 2, and Level 3 of the fair value hierarchy during the twelve months ended July 31, 2020, 2019 or 2018.

### *Assets and Liabilities Measured at Fair Value on a Non-Recurring Basis*

Assets measured at fair value on a non-recurring basis include reporting units measured at fair value in a goodwill impairment test. Estimates of fair value for reporting units fall under Level 3 of the fair value hierarchy.

During the fourth quarters of fiscal 2020, fiscal 2019, and fiscal 2018 we performed our annual goodwill impairment tests. Using the methodology described in Note 1, we determined that the estimated fair values of all of our reporting units exceeded their carrying values and that they were not impaired.

## 3. Cash and Cash Equivalents, Investments, and Funds Held for Customers

The following table summarizes our cash and cash equivalents, investments and funds held for customers by balance sheet classification at the dates indicated.

<i>(In millions)</i>	July 31, 2020		July 31, 2019	
	Amortized Cost	Fair Value	Amortized Cost	Fair Value
<b>Classification on consolidated balance sheets:</b>				
Cash and cash equivalents	\$ 6,442	\$ 6,442	\$ 2,116	\$ 2,116
Investments	600	608	622	624
Funds held for customers	455	455	436	436
Long-term investments	19	19	13	13
Total cash and cash equivalents, investments, and funds held for customers	<u>\$ 7,516</u>	<u>\$ 7,524</u>	<u>\$ 3,187</u>	<u>\$ 3,189</u>

The following table summarizes our cash and cash equivalents, investments and funds held for customers by investment category at the dates indicated.

<i>(In millions)</i>	July 31, 2020		July 31, 2019	
	Amortized Cost	Fair Value	Amortized Cost	Fair Value
<b>Type of issue:</b>				
Total cash, cash equivalents, restricted cash, and restricted cash equivalents	\$ 6,697	\$ 6,697	\$ 2,352	\$ 2,352
Available-for-sale debt securities:				
Municipal bonds	9	9	5	5
Corporate notes	744	752	798	800
U.S. agency securities	47	47	19	19
Total available-for-sale debt securities	800	808	822	824
Other long-term investments	19	19	13	13
Total cash, cash equivalents, restricted cash, restricted cash equivalents, and investments	<u>\$ 7,516</u>	<u>\$ 7,524</u>	<u>\$ 3,187</u>	<u>\$ 3,189</u>

We include realized gains and losses on our available-for-sale debt securities in interest and other income or expense on our consolidated statements of operations. Gross realized gains and losses on our available-for-sale debt securities for the twelve months ended July 31, 2020, 2019 and 2018 were not significant.

We accumulate unrealized gains and losses on our available-for-sale debt securities, net of tax, in accumulated other comprehensive income or loss in the stockholders’ equity section of our consolidated balance sheets. Gross unrealized gains and losses on our available-for-sale debt securities at July 31, 2020 and July 31, 2019 were not significant.

We periodically review our investment portfolios to determine if any investment is other-than-temporarily impaired due to changes in credit risk or other potential valuation concerns. We believe that the investments that we held at July 31, 2020

were not other-than-temporarily impaired. Unrealized losses on available-for-sale debt securities at July 31, 2020 were not significant and are due to changes in interest rates, including market credit spreads, and not due to increased credit risks associated with specific securities. We do not intend to sell these investments. In addition, it is more likely than not that we will not be required to sell them before recovery at par, which may be at maturity.

The following table summarizes our available-for-sale debt securities, included in investments and funds held for customers, classified by the stated maturity date of the security at the dates indicated.

	July 31, 2020		July 31, 2019	
	Amortized Cost	Fair Value	Amortized Cost	Fair Value
<i>(In millions)</i>				
Due within one year	\$ 389	\$ 390	\$ 415	\$ 416
Due within two years	256	261	208	208
Due within three years	137	139	163	164
Due after three years	18	18	36	36
Total available-for-sale debt securities	\$ 800	\$ 808	\$ 822	\$ 824

The following table summarizes our funds held for customers by investment category at the dates indicated.

	July 31, 2020	July 31, 2019	July 31, 2018	July 31, 2017
<i>(In millions)</i>				
Restricted cash and restricted cash equivalents	\$ 255	\$ 236	\$ 167	\$ 172
Restricted available-for-sale debt securities	200	200	200	200
Total funds held for customers	\$ 455	\$ 436	\$ 367	\$ 372

## 4. Property and Equipment

Property and equipment consisted of the following at the dates indicated:

	Life in Years	July 31,	
		2020	2019
<i>(Dollars in millions)</i>			
Equipment	3-5	\$ 226	\$ 421
Computer software	2-6	870	860
Furniture and fixtures	5	93	90
Leasehold improvements	2-16	298	278
Land	NA	79	79
Buildings	5-30	372	368
Capital in progress	NA	90	65
		2,028	2,161
Less accumulated depreciation and amortization		(1,294)	(1,381)
Total property and equipment, net		\$ 734	\$ 780

NA = Not Applicable

Capital in progress at July 31, 2020 and 2019 consisted primarily of costs related to internal use software projects and various buildings and site improvements that have not yet been placed into service.

As discussed in Note 1, "Description of Business and Summary of Significant Accounting Policies – Internal Use Software," we capitalize costs related to the development of computer software for internal use. We capitalized internal use software costs totaling \$78 million for the twelve months ended July 31, 2020; \$79 million for the twelve months ended July 31, 2019; and \$86 million for the twelve months ended July 31, 2018. These amounts included capitalized labor costs of \$40 million, \$43 million, and \$45 million, respectively. Costs related to internal use software projects are included in the capital in progress category of property and equipment until project completion, at which time they are transferred to the computer software category.

## 5. Goodwill and Acquired Intangible Assets

### Goodwill

Changes in the carrying value of goodwill by reportable segment during the twelve months ended July 31, 2020 and July 31, 2019 were as shown in the following table. Our reportable segments are described in Note 14, “Segment Information.”

<i>(In millions)</i>	Balance July 31, 2018	Goodwill Acquired/ Adjusted	Balance July 31, 2019	Goodwill Acquired/ Adjusted	Balance July 31, 2020
Small Business & Self-Employed	\$ 1,496	\$ 22	\$ 1,518	\$ —	\$ 1,518
Consumer	23	19	42	—	42
Strategic Partner	92	3	95	(1)	94
Totals	\$ 1,611	\$ 44	\$ 1,655	\$ (1)	\$ 1,654

Goodwill is net of accumulated impairment losses of \$114 million, which were recorded prior to July 31, 2018 and are included in our Consumer segment. The adjustments in goodwill during the twelve months ended July 31, 2020 consist of foreign currency translation. The increase in goodwill during the twelve months ended July 31, 2019 was primarily due to a business acquisition.

### Acquired Intangible Assets

The following table shows the cost, accumulated amortization and weighted average life in years for our acquired intangible assets at the dates indicated. The weighted average lives are calculated for assets that are not fully amortized.

<i>(Dollars in millions)</i>	Customer Lists	Purchased Technology	Trade Names and Logos	Covenants Not to Compete or Sue	Total
<b>At July 31, 2020:</b>					
Cost	\$ 256	\$ 421	\$ 25	\$ 42	\$ 744
Accumulated amortization	(248)	(404)	(25)	(39)	(716)
Acquired intangible assets, net	\$ 8	\$ 17	\$ —	\$ 3	\$ 28
Weighted average life in years	5	3	NA	3	4
<b>At July 31, 2019:</b>					
Cost	\$ 256	\$ 422	\$ 25	\$ 39	\$ 742
Accumulated amortization	(245)	(383)	(24)	(36)	(688)
Acquired intangible assets, net	\$ 11	\$ 39	\$ 1	\$ 3	\$ 54
Weighted average life in years	5	3	3	3	4

The following table shows the expected future amortization expense for our acquired intangible assets at July 31, 2020. Amortization of purchased technology is charged to cost of service and other revenue and to amortization of acquired technology in our consolidated statements of operations. Amortization of other acquired intangible assets such as customer lists is charged to amortization of other acquired intangible assets in our consolidated statements of operations. If impairment events occur, they could accelerate the timing of acquired intangible asset charges.

<i>(In millions)</i>	Expected Future Amortization Expense
<b>Twelve months ending July 31,</b>	
2021	\$ 17
2022	10
2023	1
2024	—
2025	—
Thereafter	—
Total expected future amortization expense	<u>\$ 28</u>

## 6. Business Combinations

During fiscal 2018 we acquired all of the outstanding equity interests of TSheets.com LLC, Exactor, Inc., and Applatix, Inc. for total combined cash and other consideration of approximately \$412 million. The \$412 million included approximately \$27 million for the fair value of equity awards and other cash consideration that is being charged to expense over the future service period of up to three years. These three businesses became part of our Small Business & Self-Employed segment and will provide additional features to our QuickBooks offerings such as automated time tracking and scheduling and the calculation and filing of sales and use taxes. We have included their results of operations in our consolidated results of operations from the dates of acquisition. Their results of operations for all periods presented and periods prior to the dates of acquisition were not material when compared with our consolidated results of operations.

Under the acquisition method of accounting we allocated the fair value of the total combined purchase consideration of \$385 million to the tangible and identifiable intangible assets acquired and liabilities assumed based on their estimated fair values on the dates of acquisition. The fair values assigned to the identifiable intangible assets acquired were based on estimates and assumptions determined by management. We recorded the excess of consideration over the aggregate fair values as goodwill which is primarily attributable to expected synergies from future growth. Using information available at the time the acquisitions closed, we allocated approximately \$5 million of the total combined purchase consideration to net tangible assets and approximately \$62 million to identified intangible assets which are being amortized over a weighted average life of four years. The identified intangible assets include \$38 million for purchased technology, \$17 million for customer lists, and \$7 million for covenants not to compete. We recorded the excess combined purchase consideration of approximately \$318 million as goodwill, of which approximately \$219 million is deductible for income tax purposes.

### *Proposed Credit Karma Transaction*

On February 24, 2020, we entered into an agreement and plan of merger (the Merger Agreement) to acquire Credit Karma, Inc., (Credit Karma) for \$7.1 billion, subject to certain customary adjustments set forth in the Merger Agreement. We are acquiring Credit Karma to expand our consumer finance platform, accelerate our mission of powering prosperity around the world, and help consumers unlock smart money decisions to help make ends meet.

The purchase price for Credit Karma will be payable in equal portions of cash and Intuit common stock, with the shares being valued at \$299.7306 per share (which price was calculated based on the daily volume-weighted average sales price per share for Intuit common stock for the ten trading days ending on February 21, 2020). The per share price of these shares has been fixed as of the Merger Agreement signing date. The aggregate value of these shares will fluctuate based on changes in our share price between the signing date and the closing date.

The total consideration of \$7.1 billion includes an estimated \$1.0 billion for the fair value of equity awards that will be expensed over service periods of up to three years. Additionally, as part of the merger agreement, following the close of the transaction we have agreed to issue approximately \$300 million of restricted stock units, which will be charged to expense over a service period of four years. The cash portion of the purchase price is expected to be financed with our existing cash.

The Merger Agreement must be approved by Credit Karma shareholders and is subject to receipt of required regulatory approvals and satisfaction or waiver of other customary closing conditions. The transaction is expected to close before the end of calendar year 2020 subject to receiving required regulatory approval. Additionally, if the Merger Agreement is terminated

as a result of reaching its termination date (10 months from the signing date unless extended by us by up to five additional months) without receiving clearance to close under the Hart-Scott-Rodino Antitrust Improvements Act of 1976 or on the termination date there is in effect an order or injunction or similar restraint preventing consummation of the transaction under applicable U.S. antitrust laws, then under certain circumstances we would be obligated to pay Credit Karma a termination fee of between \$230 million and \$350 million.

## 7. Current Liabilities

### *Short-Term Debt*

On May 2, 2019 we entered into an amended and restated credit agreement with certain institutional lenders with an aggregate principal amount of \$1.4 billion, including a \$400 million unsecured term loan that matures on February 1, 2021 and a \$1 billion unsecured revolving credit facility that matures on May 2, 2024.

Under the amended and restated credit agreement we may, subject to certain customary conditions including lender approval, on one or more occasions increase commitments under the term loan in an amount not to exceed \$400 million in the aggregate. The term loan accrues interest at rates that are equal to, at our election, either Bank of America's alternate base rate plus a margin that ranges from 0.0% to 0.125% or the London Interbank Offered Rate (LIBOR) plus a margin that ranges from 0.625% to 1.125%. Actual margins under either election will be based on our senior debt credit ratings. The amended and restated credit agreement includes customary affirmative and negative covenants, including financial covenants that require us to maintain a ratio of total gross debt to annual earnings before interest, taxes, depreciation and amortization (EBITDA) of not greater than 3.25 to 1.00 as of any date and a ratio of annual EBITDA to annual interest expense of not less than 3.00 to 1.00 as of the last day of each fiscal quarter. As of July 31, 2020 we were compliant with all required covenants. The term loan is subject to quarterly principal payments of \$12.5 million through October 31, 2020, with the balance payable on February 1, 2021. At July 31, 2020, \$338 million was outstanding under the term loan and was classified as short-term debt on our consolidated balance sheet. The carrying value of the term loan approximates its fair value. Interest on the term loan is payable monthly. We paid \$9 million for interest on the term loan during the twelve months ended July 31, 2020, \$15 million during the twelve months ended July 31, 2019, and \$13 million during the twelve months ended July 31, 2018.

### *Unsecured Revolving Credit Facility*

The amended and restated credit agreement we entered into on May 2, 2019 includes a \$1 billion unsecured revolving credit facility that will expire on May 2, 2024. Under this agreement we may, subject to certain customary conditions including lender approval, on one or more occasions increase commitments under the unsecured revolving credit facility in an amount not to exceed \$250 million in the aggregate and may extend the maturity date up to two times. Advances under the unsecured revolving credit facility accrue interest at rates that are equal to, at our election, either Bank of America's alternate base rate plus a margin that ranges from 0.0% to 0.1% or LIBOR plus a margin that ranges from 0.69% to 1.1%. Actual margins under either election will be based on our senior debt credit ratings. The amended and restated credit agreement includes customary affirmative and negative covenants. See "*Short-Term Debt*" above for more information. At July 31, 2020, \$1 billion was outstanding under this revolving credit facility. We paid \$2 million for interest on the unsecured revolving credit facility during the twelve months ended July 31, 2020 and \$5 million during the twelve months ended July 31, 2018. We paid no interest on the unsecured revolving credit facility during the twelve months ended July 31, 2019. In August 2020, we repaid the \$1 billion outstanding under this revolving credit facility.

### Other Current Liabilities

Other current liabilities were as follows at the dates indicated:

<i>(In millions)</i>	July 31,	
	2020	2019
Executive deferred compensation plan liabilities	\$ 123	\$ 108
Current portion of operating lease liabilities	46	—
Reserve for returns and credits	24	24
Reserve for promotional discounts and rebates	11	11
Current portion of dividend payable	6	7
Current portion of deferred rent	—	6
Interest payable	3	—
Other	84	46
Total other current liabilities	<u>\$ 297</u>	<u>\$ 202</u>

## 8. Long-Term Obligations and Commitments

### Senior Unsecured Notes

In June 2020 we issued four series of senior unsecured notes (together, the Notes) pursuant to a public debt offering. The proceeds from the issuance were \$1.98 billion, net of debt discount of \$2 million and debt issuance costs of \$15 million.

The carrying value of the Notes was as follows at the date indicated:

<i>(In millions)</i>	July 31, 2020	Effective Interest Rate
Senior unsecured notes issued June 2020:		
0.650% notes due July 2023	\$ 500	0.837%
0.950% notes due July 2025	500	1.127%
1.350% notes due July 2027	500	1.486%
1.650% notes due July 2030	500	1.767%
Total senior unsecured notes	<u>2,000</u>	
Unamortized discount and debt issuance costs	<u>(17)</u>	
Net carrying value senior unsecured notes	<u>\$ 1,983</u>	

Interest is payable semiannually on January 15 and July 15 of each year, beginning on January 15, 2021. The discount and debt issuance costs are amortized to interest expense over the term of the Notes under the effective interest method. As the first interest payment on the Notes is January 15, 2021, we paid no interest on the Notes during the twelve months ended July 31, 2020.

The Notes are senior unsecured obligations of Intuit and rank equally with all existing and future unsecured and unsubordinated indebtedness of Intuit and are redeemable by us at any time, subject to a make-whole premium. Upon the occurrence of change of control transactions that are accompanied by certain downgrades in the credit ratings of the Notes, we will be required to repurchase the Notes at a repurchase price equal to 101% of the aggregate outstanding principal plus any accrued and unpaid interest to but not including the date of repurchase. The indenture governing the Notes requires us to comply with certain covenants. For example, the Notes limit our ability to create certain liens and enter into sale and leaseback transactions. As of July 31, 2020 we were compliant with all covenants governing the Notes.

### Secured Revolving Credit Facility

On February 19, 2019 a subsidiary of Intuit entered into a two-year \$300 million secured revolving credit facility with a lender. The revolving credit facility is secured by cash and receivables of the subsidiary and is non-recourse to Intuit Inc. Advances under this secured revolving credit facility are used to fund a portion of our loans to qualified small businesses and accrue interest at LIBOR plus 2.39%. Unused portions of the credit facility accrue interest at a rate of 0.5%. On March 2, 2020, we amended the secured revolving credit facility to extend the commitment term from February 19, 2021 to February 19, 2022



[Tables of Contents](#)

and the final maturity date from August 19, 2021 to August 19, 2022. The agreement includes certain affirmative and negative covenants, including financial covenants that require the subsidiary to maintain specified financial ratios. As of July 31, 2020 we were compliant with all required covenants. At July 31, 2020, \$48 million was outstanding under this facility, with a weighted-average interest rate of 5.74%, which includes the unused facility fee. The outstanding balance is secured by cash and receivables of the subsidiary totaling \$144 million. Interest on the facility is payable monthly. We paid \$3 million and \$1 million for interest on the secured revolving credit facility during the twelve months ended July 31, 2020 and 2019.

Future principal payments for long-term debt at July 31, 2020 were as shown in the table below.

(In millions)

Fiscal year ending July 31,	
2021	\$ —
2022	—
2023	548
2024	—
2025	500
Thereafter	1,000
Total commitments	<u>\$ 2,048</u>

### Other Long-Term Obligations

Other long-term obligations were as follows at the dates indicated:

(In millions)

	July 31,	
	2020	2019
Long-term income tax liabilities	\$ 10	\$ 89
Total deferred rent	—	47
Total dividend payable	12	11
Other	30	12
Total long-term obligations	<u>52</u>	<u>159</u>
Less current portion (included in other current liabilities)	(10)	(14)
Long-term obligations due after one year	<u>\$ 42</u>	<u>\$ 145</u>

### Unconditional Purchase Obligations

In the ordinary course of business we enter into certain unconditional purchase obligations with our suppliers. These are agreements to purchase products and services that are enforceable, legally binding, and specify terms that include fixed or minimum quantities to be purchased; fixed, minimum or variable price provisions; and the approximate timing of the payments.

Annual minimum commitments under purchase obligations at July 31, 2020 were as shown in the table below.

(In millions)

Fiscal year ending July 31,		Purchase Obligations
2021	\$	135
2022		49
2023		19
2024		—
2025		—
Thereafter		—
Total commitments	<u>\$</u>	<u>203</u>

## 9. Leases

We lease office facilities under non-cancellable operating lease arrangements. Our facility leases generally provide for periodic rent increases and may contain escalation clauses and renewal options. Our leases have remaining lease terms of up to 10 years, some of which include one or more options to extend the leases for up to 10 years per option, generally at rates to be determined in accordance with the agreements. Options to extend the lease are included in the lease liability if they are reasonably certain of being exercised. We do not have significant finance leases.

We sublease certain office facilities to third parties. These subleases have remaining lease terms of up to 5 years.

In March 2020, we entered into an agreement to terminate an office facility lease and related sublease, which were due to expire in 2025 and 2022, respectively. As a result, we reduced our operating lease right-of-use assets and lease liabilities by \$61 million.

The components of lease expense were as follows:

	Twelve Months Ended July 31, 2020
<i>(In millions)</i>	
Operating lease cost <sup>(1)</sup>	\$ 69
Variable lease cost	13
Sublease income	(22)
Total net lease cost	<u>\$ 60</u>

<sup>(1)</sup> Includes short-term leases, which are not significant for the twelve months ended July 31, 2020.

Prior to the adoption of ASC 842, rent expense under operating leases, net of sublease income was \$42 million and \$38 million, respectively, for the twelve months ended July 31, 2019 and 2018. Sublease income was \$24 million and \$23 million, respectively, for the twelve months ended July 31, 2019 and 2018.

Supplemental cash flow information related to operating leases was as follows:

	Twelve Months Ended July 31, 2020
<i>(In millions)</i>	
Cash paid for amounts included in the measurement of operating lease liabilities	\$ 70
Right-of-use assets obtained in exchange for new operating lease liabilities <sup>(1)</sup>	\$ 346

<sup>(1)</sup> For the twelve months ended July 31, 2020, this includes \$319 million for operating leases existing on August 1, 2019 and \$27 million for operating leases that commenced during fiscal 2020.

Other information related to operating leases was as follows at the date indicated:

	July 31, 2020
Weighted-average remaining lease term for operating leases (in years)	5.5
Weighted-average discount rate for operating leases	3.1%

Future minimum lease payments under non-cancellable operating leases as of July 31, 2020 were as follows:

<i>(In millions)</i>	<b>Operating Leases (1)</b>
<b>Fiscal year ending July 31,</b>	
2021	\$ 53
2022	57
2023	51
2024	49
2025	38
Thereafter	43
Total future minimum lease payments	291
Less imputed interest	(24)
Present value of lease liabilities	<u>\$ 267</u>

(1) Non-cancellable sublease proceeds for the fiscal years ending July 31, 2021, 2022, 2023, 2024, and 2025 of \$15 million, \$10 million, \$2 million, \$1 million, and \$1 million, respectively, are not included in the table above.

Supplemental balance sheet information related to operating leases was as follows at the date indicated:

<i>(In millions)</i>	<b>July 31, 2020</b>
Operating lease right-of-use assets	\$ 226
Other current liabilities	\$ 46
Operating lease liabilities	221
Total operating lease liabilities	<u>\$ 267</u>

As of July 31, 2020, we have additional operating leases of \$72 million, primarily for office facilities, that have not yet commenced and therefore are not reflected on the consolidated balance sheet nor in the tables above. These operating leases will commence between fiscal year 2021 and fiscal year 2022 with lease terms of 3 to 11 years.

## 10. Income Taxes

The provision for income taxes consisted of the following for the periods indicated:

<i>(In millions)</i>	<b>Twelve Months Ended July 31,</b>		
	<b>2020</b>	<b>2019</b>	<b>2018</b>
<b>Current:</b>			
Federal	\$ 372	\$ 271	\$ 197
State	79	67	38
Foreign	21	14	14
Total current	<u>472</u>	<u>352</u>	<u>249</u>
<b>Deferred:</b>			
Federal	(47)	(23)	(14)
State	(47)	(4)	2
Foreign	(6)	(1)	—
Total deferred	<u>(100)</u>	<u>(28)</u>	<u>(12)</u>
Total provision for income taxes	<u>\$ 372</u>	<u>\$ 324</u>	<u>\$ 237</u>

We recognized excess tax benefits on share-based compensation of \$90 million, \$120 million, and \$100 million in the provision for income taxes for the twelve months ended July 31, 2020, 2019, and 2018, respectively.

The sources of income before the provision for income taxes consisted of the following for the periods indicated:

<i>(In millions)</i>	Twelve Months Ended July 31,		
	2020	2019	2018
United States	\$ 2,206	\$ 1,826	\$ 1,528
Foreign	(8)	55	38
Total	<u>\$ 2,198</u>	<u>\$ 1,881</u>	<u>\$ 1,566</u>

Differences between income taxes calculated using the federal statutory income tax rate and the provision for income taxes were as follows for the periods indicated:

<i>(In millions)</i>	Twelve Months Ended July 31,		
	2020	2019	2018
Income before income taxes	\$ 2,198	\$ 1,881	\$ 1,566
U.S. federal statutory rate	21%	21%	26.9%
Statutory federal income tax	\$ 462	\$ 395	\$ 420
State income tax, net of federal benefit	25	50	29
Federal research and experimentation credits	(54)	(48)	(38)
Domestic production activities deduction	—	—	(28)
Share-based compensation	22	15	11
Federal excess tax benefits related to share-based compensation	(79)	(106)	(94)
2017 Tax Act - Deferred tax re-measurement	—	—	(29)
Capital loss on subsidiary reorganization	—	—	(35)
Effects of non-U.S. operations	13	13	1
Other, net	(17)	5	—
Total provision for income taxes	<u>\$ 372</u>	<u>\$ 324</u>	<u>\$ 237</u>

The CARES Act was signed into law on March 27, 2020. We have evaluated the provisions of this act and determined that it did not result in a significant impact on our tax provision for the period.

The Tax Cuts and Jobs Act (2017 Tax Act) was enacted on December 22, 2017 and reduced the U.S. statutory federal corporate tax rate from 35% to 21%. The effective date of the tax rate change was January 1, 2018. The change resulted in a blended lower U.S. statutory federal rate of 26.9% for fiscal year 2018. In fiscal 2019, we fully benefited from the enacted lower tax rate of 21%.

We recorded a benefit of \$29 million for fiscal 2018 related to the re-measurement of deferred tax balances as a result of the 2017 Tax Act.

During fiscal year 2018, we completed a reorganization which resulted in a taxable liquidation of a subsidiary. The transaction gave rise to a capital loss which is available for carryback to prior years to offset capital gain income previously recognized. As a result, we recognized a tax benefit of \$35 million during the fourth quarter of fiscal 2018.

The state income tax line in the table above includes excess tax benefits related to share-based compensation of \$11 million, \$14 million and \$6 million for the twelve months ended July 31, 2020, 2019 and 2018, respectively.

Significant deferred tax assets and liabilities were as follows at the dates indicated:

	July 31,	
	2020	2019
<i>(In millions)</i>		
Deferred tax assets:		
Accruals and reserves not currently deductible	\$ 23	\$ 13
Operating lease liabilities	64	—
Accrued and deferred compensation	112	48
Loss and tax credit carryforwards	114	117
Intangible assets	26	—
Share-based compensation	44	47
Other, net	13	11
Total gross deferred tax assets	396	236
Valuation allowance	(132)	(107)
Total deferred tax assets	264	129
Deferred tax liabilities:		
Deferred revenue	68	66
Operating lease right-of-use assets	55	—
Intangibles	45	71
Property and equipment	22	20
Other, net	11	8
Total deferred tax liabilities	201	165
Net deferred tax assets (liabilities)	\$ 63	\$ (36)

The components of total net deferred tax liabilities, net of valuation allowances, as shown on our consolidated balance sheets were as follows at the dates indicated:

	July 31,	
	2020	2019
<i>(In millions)</i>		
Long-term deferred income taxes	\$ 65	\$ 1
Long-term deferred income tax liabilities	(2)	(37)
Net deferred tax assets (liabilities)	\$ 63	\$ (36)

We have provided a valuation allowance related to state research and experimentation tax credit carryforwards, foreign loss carryforwards, foreign intangible deferred tax assets and state operating and capital loss carryforwards that we believe are unlikely to be realized. Changes in the valuation allowance during the twelve months ended July 31, 2020 were primarily related to foreign intangible deferred tax assets, foreign loss carryforwards and state research and experimentation tax credit carryforwards. Changes in the valuation allowance during the twelve months ended July 31, 2019 were primarily related to an increase in the valuation allowance for state research and experimentation tax credit carryforwards.

At July 31, 2020, we had total federal net operating loss carryforwards of approximately \$34 million that will start to expire in fiscal 2032. Utilization of the net operating losses is subject to annual limitation. The annual limitation may result in the expiration of net operating losses before utilization.

At July 31, 2020, we had total state net operating loss carryforwards of approximately \$83 million for which we have recorded a deferred tax asset of \$6 million and a valuation allowance of \$4 million. The state net operating losses will start to expire in fiscal 2022. Utilization of the net operating losses is subject to annual limitation. The annual limitation may result in the expiration of net operating losses before utilization.

At July 31, 2020, we had Singapore operating loss carryforwards of approximately \$61 million, Brazil operating loss carryforwards of approximately \$51 million and United Kingdom operating loss carryforwards of approximately \$57 million which have an indefinite carryforward period. We maintain a full valuation allowance with respect to operating losses in these jurisdictions, as there is not sufficient evidence of future sources of taxable income required to utilize such carryforwards.

At July 31, 2020, we had California research and experimentation credit carryforwards of approximately \$110 million. We recorded a full valuation on the related deferred tax asset, as we believe it is more likely than not that these credits will not be utilized.

### Unrecognized Tax Benefits

The aggregate changes in the balance of our gross unrecognized tax benefits were as follows for the periods indicated:

<i>(In millions)</i>	Twelve Months Ended July 31,		
	2020	2019	2018
Gross unrecognized tax benefits, beginning balance	\$ 120	\$ 90	\$ 61
Increases related to tax positions from prior fiscal years, including acquisitions	2	13	10
Decreases related to tax positions from prior fiscal years	(35)	—	(3)
Increases related to tax positions taken during current fiscal year	21	23	23
Settlements with tax authorities	(1)	(1)	(1)
Lapse of statute of limitations	(6)	(5)	—
Gross unrecognized tax benefits, ending balance	<u>\$ 101</u>	<u>\$ 120</u>	<u>\$ 90</u>

The total amount of our unrecognized tax benefits at July 31, 2020 was \$101 million. Net of related deferred tax assets, unrecognized tax benefits were \$61 million at that date. If we were to recognize these net benefits, our income tax expense would reflect a favorable net impact of \$61 million. We do not believe that it is reasonably possible that there will be a significant increase or decrease in unrecognized tax benefits over the next 12 months.

We file U.S. federal, U.S. state, and foreign tax returns. Our major tax jurisdictions are the U.S. federal jurisdiction and California. For U.S. federal and California state tax returns, we are no longer subject to tax examinations for years prior to fiscal 2016.

We recognize interest and penalties related to unrecognized tax benefits within the provision for income taxes. Amounts accrued at July 31, 2020 and July 31, 2019 for the payment of interest and penalties were not significant. The amounts of interest and penalties that we recognized during the twelve months ended July 31, 2020, 2019 and 2018 were also not significant.

We have offset a \$59 million long-term income tax receivable against our long-term liability for uncertain tax positions at July 31, 2020. The long-term income tax receivable is primarily related to the government's approval of a method of accounting change request for fiscal 2018.

## 11. Stockholders' Equity

### Stock Repurchase Programs

Intuit's Board of Directors has authorized a series of common stock repurchase programs. Shares of common stock repurchased under these programs become treasury shares. Under these programs, we repurchased 1.2 million shares of our common stock for \$318 million during the twelve months ended July 31, 2020. At July 31, 2020, we had authorization from our Board of Directors to expend up to an additional \$2.4 billion for stock repurchases. In connection with our pending acquisition of Credit Karma, we have temporarily suspended share repurchases. Future stock repurchases under the current program are at the discretion of management, and authorization of future stock repurchase programs is subject to the final determination of our Board of Directors.

Our treasury shares are repurchased at the market price on the trade date; accordingly, all amounts paid to reacquire these shares have been recorded as treasury stock on our consolidated balance sheets. Repurchased shares of our common stock are held as treasury shares until they are reissued or retired. When we reissue treasury stock, if the proceeds from the sale are more than the average price we paid to acquire the shares we record an increase in additional paid-in capital. Conversely, if the proceeds from the sale are less than the average price we paid to acquire the shares, we record a decrease in additional paid-in capital to the extent of increases previously recorded for similar transactions and a decrease in retained earnings for any remaining amount.

In the past we have satisfied option exercises and restricted stock unit vesting under our employee equity incentive plans by reissuing treasury shares, and we may do so again in the future. During the second quarter of fiscal 2014 we began issuing new shares of common stock to satisfy option exercises and RSU vesting under our 2005 Equity Incentive Plan. We have not yet determined the ultimate disposition of the shares that we have repurchased in the past, and consequently we continue to hold them as treasury shares.

### *Dividends on Common Stock*

---

During fiscal 2020 we declared cash dividends that totaled \$2.12 per share of outstanding common stock or approximately \$562 million. In August 2020 our Board of Directors declared a quarterly cash dividend of \$0.59 per share of outstanding common stock payable on October 19, 2020 to stockholders of record at the close of business on October 12, 2020. Future declarations of dividends and the establishment of future record dates and payment dates are subject to the final determination of our Board of Directors.

### *Description of 2005 Equity Incentive Plan*

---

Our stockholders initially approved our 2005 Equity Incentive Plan (2005 Plan) on December 9, 2004. On January 19, 2017 our stockholders approved an Amended and Restated 2005 Equity Incentive Plan (Restated 2005 Plan) that expires on January 19, 2027. Under the Restated 2005 Plan, we are permitted to grant incentive and non-qualified stock options, restricted stock awards, restricted stock units (RSUs), stock appreciation rights and stock bonus awards to our employees, non-employee directors, and consultants. The Compensation and Organizational Development Committee of our Board of Directors or its delegates determine who will receive grants, when those grants will be exercisable, their exercise price and other terms. We are permitted to issue up to 138.1 million shares under the Restated 2005 Plan. The plan provides a fungible share reserve. Each stock option granted on or after November 1, 2010 reduces the share reserve by one share and each restricted stock award or restricted stock unit granted reduces the share reserve by 2.3 shares. Stock options forfeited and returned to the pool of shares available for grant increase the pool by one share for each share forfeited. Restricted stock awards and RSUs forfeited and returned to the pool of shares available for grant increase the pool by 2.3 shares for each share forfeited. Shares withheld for income taxes upon vesting of RSUs that were granted on or after July 21, 2016 are also returned to the pool of shares available for grant. At July 31, 2020, there were approximately 18.0 million shares available for grant under this plan. Stock options granted under the 2005 Plan and the Restated 2005 Plan typically vest over three to four years based on continued service and have a seven year term. RSUs granted under those plans typically vest over three to four years based on continued service. Certain RSUs granted to senior management vest based on the achievement of pre-established performance or market goals.

### *Description of Employee Stock Purchase Plan*

---

On November 26, 1996 our stockholders initially adopted our Employee Stock Purchase Plan (ESPP) under Section 423 of the Internal Revenue Code. The ESPP permits our eligible employees to make payroll deductions to purchase our stock on regularly scheduled purchase dates at a discount. Our stockholders have approved amendments to the ESPP to permit the issuance of up to 23.8 million shares under the ESPP, which expires upon the earliest to occur of (a) termination of the ESPP by the Board, or (b) issuance of all the shares of Intuit's common stock reserved for issuance under the ESPP. Offering periods under the ESPP are six months in duration and composed of two consecutive three-month accrual periods. Shares are purchased at 85% of the lower of the closing price for Intuit common stock on the first day of the offering period or the last day of the accrual period.

Under the ESPP, employees purchased 449,999 shares of Intuit common stock during the twelve months ended July 31, 2020; 485,011 shares during the twelve months ended July 31, 2019; and 612,768 shares during the twelve months ended July 31, 2018. At July 31, 2020, there were 1,456,184 shares available for issuance under this plan.

## Share-Based Compensation Expense

The following table summarizes the total share-based compensation expense that we recorded in operating income for the periods shown.

	Twelve Months Ended July 31,		
	2020	2019	2018
<i>(In millions except per share amounts)</i>			
Cost of product revenue	\$ 1	\$ 1	\$ 3
Cost of service and other revenue	59	57	40
Selling and marketing	116	103	101
Research and development	151	136	133
General and administrative	108	104	105
Total share-based compensation expense	435	401	382
Income tax benefit	(173)	(200)	(199)
Decrease in net income	\$ 262	\$ 201	\$ 183
Decrease in net income per share:			
Basic	\$ 1.00	\$ 0.77	\$ 0.71
Diluted	\$ 0.99	\$ 0.76	\$ 0.70

We capitalized \$3 million, \$4 million, and \$3 million in share-based compensation related to internal use software projects during the twelve months ended July 31, 2020, 2019, and 2018.

## Determining Fair Value

### Valuation and Amortization Methods

Restricted stock units (RSUs) granted typically vest based on continued service. We value these time-based RSUs at the date of grant using the intrinsic value method. We amortize the fair value of time-based RSUs on a straight-line basis over the service period. Certain RSUs granted to senior management vest based on the achievement of pre-established performance or market goals. We estimate the fair value of performance-based RSUs at the date of grant using the intrinsic value method and the probability that the specified performance criteria will be met. Each quarter we update our assessment of the probability that the specified performance criteria will be achieved and adjust our estimate of the fair value of the performance-based RSUs if necessary. We amortize the fair values of performance-based RSUs over the requisite service period for each separately vesting tranche of the award. We estimate the fair value of market-based RSUs at the date of grant using a Monte Carlo valuation methodology and amortize those fair values over the requisite service period for each separately vesting tranche of the award. The Monte Carlo methodology that we use to estimate the fair value of market-based RSUs at the date of grant incorporates into the valuation the possibility that the market condition may not be satisfied. Provided that the requisite service is rendered, the total fair value of the market-based RSUs at the date of grant must be recognized as compensation expense even if the market condition is not achieved. However, the number of shares that ultimately vest can vary significantly with the performance of the specified market criteria. All of the RSUs we grant have dividend rights that are subject to the same vesting requirements as the underlying equity awards, so we do not adjust the market price of our stock on the date of grant for dividends.

We estimate the fair value of stock options granted using a lattice binomial model and a multiple option award approach. Our stock options have various restrictions, including vesting provisions and restrictions on transfer, and are often exercised prior to their contractual maturity. We believe that lattice binomial models are more capable of incorporating the features of our stock options than closed-form models such as the Black Scholes model. The use of a lattice binomial model requires the use of extensive actual employee exercise behavior and a number of complex assumptions including the expected volatility of our stock price over the term of the options, risk-free interest rates and expected dividends. We amortize the fair value of options on a straight-line basis over the requisite service periods of the awards, which are generally the vesting periods.

**Expected Term.** The expected term of options granted represents the period of time that they are expected to be outstanding and is a derived output of the lattice binomial model. The expected term of stock options is impacted by all of the underlying assumptions and calibration of our model. The lattice binomial model assumes that option exercise behavior is a function of the option's remaining vested life and the extent to which the market price of our common stock exceeds the option exercise price. The lattice binomial model estimates the probability of exercise as a function of these two variables based on the history of exercises and cancellations on all past option grants made by us.

**Expected Volatility.** We estimate the volatility of our common stock at the date of grant based on the implied volatility of one-year and two-year publicly traded options on our common stock. Our decision to use implied volatility was based upon



the availability of actively traded options on our common stock and our assessment that implied volatility is more representative of future stock price trends than historical volatility.

**Risk-Free Interest Rate.** We base the risk-free interest rate that we use in our option valuation model on the implied yield in effect at the time of option grant on constant maturity U.S. Treasury issues with equivalent remaining terms.

**Dividends.** We use an annualized expected dividend yield in our option valuation model. We paid quarterly cash dividends during all years presented and currently expect to continue to pay cash dividends in the future.

**Forfeitures.** We adjust share-based compensation expense for actual forfeitures as they occur.

We used the following assumptions to estimate the fair value of stock options granted and shares purchased under our Employee Stock Purchase Plan for the periods indicated:

	Twelve Months Ended July 31,		
	2020	2019	2018
<b>Assumptions for stock options:</b>			
Expected volatility (range)	32%	26% - 27%	25%
Weighted average expected volatility	32%	27%	25%
Risk-free interest rate (range)	0.20%	1.84% - 2.92%	2.84%
Expected dividend yield	0.70%	0.67% - 0.85%	0.72%
<b>Assumptions for ESPP:</b>			
Expected volatility (range)	23% - 72%	21% - 33%	20% - 25%
Weighted average expected volatility	39%	26%	23%
Risk-free interest rate (range)	0.24% - 2.23%	1.94% - 2.44%	1.05% - 1.96%
Expected dividend yield	0.74% - 0.95%	0.73% - 0.95%	0.87% - 1.10%

Share-Based Awards Available for Grant

A summary of share-based awards available for grant under our 2005 Equity Incentive Plan for the fiscal periods indicated was as follows:

	Shares Available for Grant
<i>(Shares in thousands)</i>	
<b>Balance at July 31, 2017</b>	<b>25,164</b>
Restricted stock units granted (1)	(6,504)
Options granted	(455)
Share-based awards canceled/forfeited/expired (1)(2)	4,586
<b>Balance at July 31, 2018</b>	<b>22,791</b>
Restricted stock units granted (1)	(5,639)
Options granted	(487)
Share-based awards canceled/forfeited/expired (1)(2)	4,393
<b>Balance at July 31, 2019</b>	<b>21,058</b>
Restricted stock units granted (1)	(6,111)
Options granted	(382)
Share-based awards canceled/forfeited/expired (1)(2)	3,482
<b>Balance at July 31, 2020</b>	<b>18,047</b>

- (1) RSUs granted from the pool of shares available for grant under our 2005 Equity Incentive Plan reduce the pool by 2.3 shares for each share granted. RSUs forfeited and returned to the pool of shares available for grant increase the pool by 2.3 shares for each share forfeited.
- (2) Stock options and RSUs canceled, expired or forfeited under our 2005 Equity Incentive Plan are returned to the pool of shares available for grant. Shares withheld for income taxes upon vesting of RSUs that were granted on or after July 21, 2016 are also returned to the pool of shares available for grant. Stock options and RSUs canceled, expired or forfeited under older expired plans are not returned to the pool of shares available for grant.

*Restricted Stock Unit Activity and Related Share-Based Compensation Expense*

A summary of restricted stock unit (RSU) activity for the periods indicated was as follows:

<i>(Shares in thousands)</i>	Number of Shares	Weighted Average Grant Date Fair Value
<b>Nonvested at July 31, 2017</b>	<b>8,636</b>	<b>\$98.76</b>
Granted	2,828	185.53
Unregistered restricted stock granted in connection with acquisitions	75	163.00
Vested	(2,960)	105.71
Forfeited	(1,196)	88.59
<b>Nonvested at July 31, 2018</b>	<b>7,383</b>	<b>131.50</b>
Granted	2,452	245.40
Vested	(3,123)	129.31
Forfeited	(1,029)	107.40
<b>Nonvested at July 31, 2019</b>	<b>5,683</b>	<b>186.22</b>
Granted	2,657	271.80
Vested	(2,039)	180.40
Forfeited	(637)	154.91
<b>Nonvested at July 31, 2020</b>	<b>5,664</b>	<b>\$231.97</b>

Additional information regarding our RSUs is shown in the table below.

<i>(In millions)</i>	Twelve Months Ended July 31,		
	2020	2019	2018
Total fair market value of shares vested	\$ 620	\$ 676	\$ 527
Share-based compensation for RSUs	\$ 382	\$ 351	\$ 326
Total tax benefit related to RSU share-based compensation expense	\$ 134	\$ 141	\$ 143
Cash tax benefits realized for tax deductions for RSUs	\$ 139	\$ 150	\$ 142

At July 31, 2020, there was \$1.2 billion of unrecognized compensation cost related to non-vested RSUs with a weighted average vesting period of 3.2 years. We will adjust unrecognized compensation cost for actual forfeitures as they occur.

*Stock Option Activity and Related Share-Based Compensation Expense*

A summary of stock option activity for the periods indicated was as follows:

	Options Outstanding	
	Number of Shares	Weighted Average Exercise Price Per Share
<i>(Shares in thousands)</i>		
<b>Balance at July 31, 2017</b>	<b>7,488</b>	<b>\$104.50</b>
Granted	455	216.64
Exercised	(2,416)	89.41
Canceled or expired	(373)	121.31
<b>Balance at July 31, 2018</b>	<b>5,154</b>	<b>120.26</b>
Granted	487	274.26
Exercised	(1,924)	102.49
Canceled or expired	(343)	138.59
<b>Balance at July 31, 2019</b>	<b>3,374</b>	<b>150.75</b>
Granted	382	303.94
Exercised	(993)	111.82
Canceled or expired	(82)	188.39
<b>Balance at July 31, 2020</b>	<b>2,681</b>	<b>\$185.83</b>

Information regarding stock options outstanding as of July 31, 2020 is summarized below:

	Number of Shares (in thousands)	Weighted Average Remaining Contractual Life (in Years)	Weighted Average Exercise Price per Share	Aggregate Intrinsic Value (in millions)
Options outstanding	2,681	4.39	\$185.83	\$323
Options exercisable	1,808	3.51	\$141.76	\$298

The aggregate intrinsic values at July 31, 2020 are calculated as the difference between the exercise price of the underlying options and the market price of our common stock for shares that were in-the-money at that date. In-the-money options at July 31, 2020 were options that had exercise prices that were lower than the \$306.37 market price of our common stock at that date.

Additional information regarding our stock options and ESPP shares is shown in the table below.

	Twelve Months Ended July 31,		
	2020	2019	2018
<i>(In millions except per share amounts)</i>			
Weighted average fair value of options granted (per share)	\$ 74.85	\$ 63.18	\$ 50.77
Total grant date fair value of options vested	\$ 28	\$ 30	\$ 38
Aggregate intrinsic value of options exercised	\$ 159	\$ 248	\$ 188
Share-based compensation expense for stock options and ESPP	\$ 53	\$ 50	\$ 56
Total tax benefit for stock option and ESPP share-based compensation	\$ 39	\$ 59	\$ 56
Cash received from option exercises	\$ 111	\$ 197	\$ 216
Cash tax benefits realized related to tax deductions for non-qualified option exercises and disqualifying dispositions under all share-based payment arrangements	\$ 39	\$ 58	\$ 53

At July 31, 2020, there was approximately \$57 million of unrecognized compensation cost related to non-vested stock options with a weighted average vesting period of 3.3 years. We will adjust unrecognized compensation cost for actual forfeitures as they occur.

### *Accumulated Other Comprehensive Loss*

Comprehensive income consists of two elements, net income and other comprehensive income (loss). Other comprehensive income (loss) items are recorded in the stockholders' equity section of our consolidated balance sheets and excluded from net income. Our other comprehensive income (loss) consists of unrealized gains and losses on marketable debt securities classified as available-for-sale and foreign currency translation adjustments for subsidiaries with functional currencies other than the U.S. dollar.

The following table shows the components of accumulated other comprehensive loss, net of income taxes, in the stockholders' equity section of our consolidated balance sheets at the dates indicated.

	July 31,	
	2020	2019
<i>(In millions)</i>		
Unrealized gain on available-for-sale debt securities	\$ 6	\$ 1
Foreign currency translation adjustments	(38)	(37)
Total accumulated other comprehensive loss	<u>\$ (32)</u>	<u>\$ (36)</u>

## 12. Benefit Plans

### *Non-Qualified Deferred Compensation Plan*

Intuit's Executive Deferred Compensation Plan provides that executives who meet minimum compensation requirements are eligible to defer up to 75% of their salaries and up to 75% of their bonuses. We have agreed to credit the participants' contributions with earnings that reflect the performance of certain independent investment funds. We do not guarantee above-market interest on account balances. We may also make discretionary employer contributions to participant accounts in certain circumstances. The timing, amounts, and vesting schedules of employer contributions are at the sole discretion of the Compensation and Organizational Development Committee of our Board of Directors or its delegate. The benefits under this plan are unsecured and are general assets of Intuit. Participants are generally eligible to receive payment of their vested benefit at the end of their elected deferral period or after termination of their employment with Intuit for any reason or at a later date to comply with the restrictions of Section 409A of the Internal Revenue Code. Participants may elect to receive their payments in a lump sum or installments. Discretionary company contributions and the related earnings vest completely upon the participant's disability, death, or a change in control of Intuit. We made no employer contributions to the plan for any period presented.

We had liabilities related to this plan of \$123 million at July 31, 2020 and \$108 million at July 31, 2019. We have matched the plan liabilities with similar-performing assets, which are primarily investments in life insurance contracts. These assets are recorded in other long-term assets while liabilities related to obligations are recorded in other current liabilities on our consolidated balance sheets.

### *401(k) Plan*

In the United States, employees who participate in the Intuit Inc. 401(k) Plan may currently contribute up to 50% of pre-tax compensation, subject to Internal Revenue Service limitations and the terms and conditions of the plan. We match a portion of employee contributions, currently 125% up to six percent of salary, subject to Internal Revenue Service limitations. Matching contributions were \$69 million for the twelve months ended July 31, 2020; \$59 million for the twelve months ended July 31, 2019; and \$50 million for the twelve months ended July 31, 2018.

## 13. Litigation

Beginning in May 2019, various legal proceedings were filed and certain regulatory inquiries were commenced in connection with our provision and marketing of free online tax preparation programs. We believe that the allegations contained within these legal proceedings are without merit. We intend to vigorously defend against the legal proceedings and cooperate in the inquiries. These proceedings include multiple putative class actions that were consolidated into a single putative class action in the Northern District of California in September 2019 and demands for arbitration that were filed beginning in October 2019.

To date, the legal and other fees we have incurred related to these proceedings and inquiries have not been material. The ongoing defense and any resolution or settlement of these proceedings and inquiries could involve significant costs to us. In view of the complexity and ongoing nature of these proceedings and inquiries, at this time we are unable to estimate a reasonably possible financial loss or range of financial loss that we may incur to resolve or settle these matters.

As of July 31, 2020, there are approximately 42,000 individual arbitration claims pending and we could incur significant arbitration and legal fees associated with the defense of these claims. In fiscal year 2020, we recorded approximately \$14 million in arbitration fees related to these claims. The arbitration fees are accrued when invoiced or when the services are rendered. We are disputing the applicability and propriety of these fees. However, we could incur additional arbitration fees of approximately \$120 million related to these claims in the future. These additional fees could be incurred beginning in fiscal 2021.

Intuit is subject to certain routine legal proceedings, including class action lawsuits, as well as demands, claims, government inquiries and threatened litigation, that arise in the normal course of our business, including assertions that we may be infringing patents or other intellectual property rights of others. Our failure to obtain necessary license or other rights, or litigation arising out of intellectual property claims could adversely affect our business. We currently believe that, in addition to any amounts accrued, the amount of potential losses, if any, for any pending claims of any type (either alone or combined) will not have a material impact on our consolidated financial statements. The ultimate outcome of any legal proceeding is uncertain and, regardless of outcome, legal proceedings can have an adverse impact on Intuit because of defense costs, negative publicity, diversion of management resources and other factors.

## 14. Segment Information

We have defined three reportable segments, described below, based on factors such as how we manage our operations and how our chief operating decision maker views results. We define the chief operating decision maker as our Chief Executive Officer and our Chief Financial Officer. Our chief operating decision maker organizes and manages our business primarily on the basis of product and service offerings.

**Small Business & Self-Employed:** This segment serves small businesses and the self-employed around the world, and the accounting professionals who assist and advise them. Our offerings include QuickBooks financial and business management online services and desktop software, payroll solutions, merchant payment processing solutions, and financing for small businesses.

**Consumer:** This segment serves consumers and includes do-it-yourself and assisted TurboTax income tax preparation products and services sold in the U.S. and Canada. Our Mint and Turbo offerings serve consumers and help them understand and improve their financial lives by offering a view of their financial health.

**Strategic Partner:** This segment serves professional accountants in the U.S. and Canada, who are essential to both small business success and tax preparation and filing. Our professional tax offerings include Lacerte, ProSeries, ProFile, and ProConnect Tax Online.

All of our segments operate primarily in the United States and sell primarily to customers in the United States. Total international net revenue was less than 5% of consolidated total net revenue for the twelve months ended July 31, 2020, 2019 and 2018.

We include expenses such as corporate selling and marketing, product development, general and administrative and share-based compensation, which are not allocated to specific segments, in unallocated corporate items. Unallocated corporate items also include amortization of acquired technology, amortization of other acquired intangible assets, and goodwill and intangible asset impairment charges.

The accounting policies of our reportable segments are the same as those described in the summary of significant accounting policies in Note 1. Except for goodwill and purchased intangible assets, we do not generally track assets by reportable segment and, consequently, we do not disclose total assets by reportable segment. See Note 5, "Goodwill and Acquired Intangible Assets," for goodwill by reportable segment.

The following table shows our financial results by reportable segment for the periods indicated.

	Twelve Months Ended July 31,		
	2020	2019	2018
<i>(In millions)</i>			
<b>Net revenue:</b>			
Small Business & Self-Employed	\$ 4,050	\$ 3,533	\$ 3,061
Consumer	3,136	2,775	2,508
Strategic Partner	493	476	456
<b>Total net revenue</b>	<b>\$ 7,679</b>	<b>\$ 6,784</b>	<b>\$ 6,025</b>
<b>Operating income:</b>			
Small Business & Self-Employed	\$ 1,911	\$ 1,549	\$ 1,326
Consumer	1,942	1,742	1,587
Strategic Partner	333	318	284
Total segment operating income	4,186	3,609	3,197
Unallocated corporate items:			
Share-based compensation expense	(435)	(401)	(382)
Other common expenses	(1,547)	(1,328)	(1,234)
Amortization of acquired technology	(22)	(20)	(15)
Amortization of other acquired intangible assets	(6)	(6)	(6)
Total unallocated corporate items	(2,010)	(1,755)	(1,637)
<b>Total operating income</b>	<b>\$ 2,176</b>	<b>\$ 1,854</b>	<b>\$ 1,560</b>

Revenue classified by significant product and service offerings was as follows:

	Twelve Months Ended July 31,		
	2020	2019	2018
<i>(In millions)</i>			
<b>Net revenue:</b>			
QuickBooks Online Accounting	\$ 1,354	\$ 980	\$ 695
Online Services	828	683	511
Total Online Ecosystem	2,182	1,663	1,206
QuickBooks Desktop Accounting	755	732	716
Desktop Services and Supplies	1,113	1,138	1,139
Total Desktop Ecosystem	1,868	1,870	1,855
<b>Small Business &amp; Self-Employed</b>	<b>4,050</b>	<b>3,533</b>	<b>3,061</b>
<b>Consumer</b>	<b>3,136</b>	<b>2,775</b>	<b>2,508</b>
<b>Strategic Partner</b>	<b>493</b>	<b>476</b>	<b>456</b>
<b>Total net revenue</b>	<b>\$ 7,679</b>	<b>\$ 6,784</b>	<b>\$ 6,025</b>

Revenue from our QuickBooks Desktop packaged software products was \$147 million, \$167 million, and \$166 million for the twelve months ended July 31, 2020, 2019, and 2018, respectively. These amounts are included in the QuickBooks Desktop Accounting revenue presented in the table above.

## 15. Selected Quarterly Financial Data (Unaudited)

The following tables contain selected quarterly financial data for the twelve months ended July 31, 2020 and July 31, 2019.

<i>(In millions, except per share amounts)</i>	Fiscal 2020 Quarter Ended			
	October 31	January 31	April 30	July 31
Total net revenue	\$ 1,165	\$ 1,696	\$ 3,002	\$ 1,816
Cost of revenue	290	340	426	322
All other costs and expenses	865	1,086	1,163	1,011
Operating income	10	270	1,413	483
Net income	57	240	1,084	445
Basic net income per share	\$ 0.22	\$ 0.92	\$ 4.15	\$ 1.70
Diluted net income per share	\$ 0.22	\$ 0.91	\$ 4.11	\$ 1.68

<i>(In millions, except per share amounts)</i>	Fiscal 2019 Quarter Ended			
	October 31	January 31	April 30	July 31
Total net revenue	\$ 1,016	\$ 1,502	\$ 3,272	\$ 994
Cost of revenue	247	285	354	281
All other costs and expenses	779	984	1,134	866
Operating income (loss)	(10)	233	1,784	(153)
Net income (loss)	34	189	1,378	(44)
Basic net income (loss) per share	\$ 0.13	\$ 0.73	\$ 5.30	\$ (0.17)
Diluted net income (loss) per share	\$ 0.13	\$ 0.72	\$ 5.22	\$ (0.17)

**INTUIT INC.**  
**SCHEDULE II - VALUATION AND QUALIFYING ACCOUNTS**

<i>(In millions)</i>	<b>Beginning Balance</b>	<b>Additions Charged to Expense/ Revenue</b>	<b>Deductions</b>	<b>Ending Balance</b>
<b>Year ended July 31, 2020</b>				
Allowance for doubtful accounts	\$ 3	\$ 68	\$ (59)	\$ 12
Reserve for returns and credits	24	170	(170)	24
Reserve for promotional discounts and rebates	11	73	(73)	11
<b>Year ended July 31, 2019</b>				
Allowance for doubtful accounts	\$ 5	\$ 59	\$ (61)	\$ 3
Reserve for returns and credits	17	190	(183)	24
Reserve for promotional discounts and rebates	10	92	(91)	11
<b>Year ended July 31, 2018</b>				
Allowance for doubtful accounts	\$ 46	\$ 58	\$ (99)	\$ 5
Reserve for returns and credits	14	167	(164)	17
Reserve for promotional discounts and rebates	19	99	(108)	10



---

## ITEM 9 - CHANGES IN AND DISAGREEMENTS WITH ACCOUNTANTS ON ACCOUNTING AND FINANCIAL DISCLOSURE

---

None.

---

## ITEM 9A - CONTROLS AND PROCEDURES

---

### *Evaluation of Disclosure Controls and Procedures*

Based upon an evaluation of the effectiveness of disclosure controls and procedures, Intuit's Chief Executive Officer (CEO) and Chief Financial Officer (CFO) have concluded that as of the end of the period covered by this Annual Report on Form 10-K our disclosure controls and procedures as defined under Exchange Act Rules 13a-15(e) and 15d-15(e) were effective to provide reasonable assurance that information required to be disclosed in our Exchange Act reports is recorded, processed, summarized, and reported within the time periods specified by the Securities and Exchange Commission and is accumulated and communicated to management, including the CEO and CFO, as appropriate to allow timely decisions regarding required disclosure.

### *Management's Report on Internal Control over Financial Reporting*

Our management is responsible for establishing and maintaining adequate internal control over financial reporting, as such term is defined in Exchange Act Rules 13a-15(f) and 15d-15(f). Under the supervision and with the participation of our management, including our Chief Executive Officer and Chief Financial Officer, we conducted an evaluation of the effectiveness of our internal control over financial reporting as of July 31, 2020 based on the guidelines established in *Internal Control – Integrated Framework* issued by the Committee of Sponsoring Organizations of the Treadway Commission (COSO). Based on the results of this evaluation, our management has concluded that our internal control over financial reporting was effective as of July 31, 2020 to provide reasonable assurance regarding the reliability of financial reporting and the preparation of financial statements for external reporting purposes in accordance with generally accepted accounting principles. We reviewed the results of management's assessment with the Audit and Risk Committee of Intuit's Board of Directors.

Ernst & Young LLP, an independent registered public accounting firm, has audited the effectiveness of our internal control over financial reporting as of July 31, 2020. Their report is included in Item 8 of this Annual Report on Form 10-K.

### *Changes in Internal Control over Financial Reporting*

During our most recent fiscal quarter, there has not occurred any change in our internal control over financial reporting that has materially affected, or is reasonably likely to materially affect, our internal control over financial reporting.

### *Inherent Limitations on Effectiveness of Controls*

Our management, including our Chief Executive Officer and Chief Financial Officer, believes that our disclosure controls and procedures and internal control over financial reporting are designed to provide reasonable assurance of achieving their objectives and that they are effective at the reasonable assurance level. However, no matter how well conceived and executed, a control system can provide only reasonable and not absolute assurance that the objectives of the control system are met. The design of any control system must reflect the fact that there are resource constraints and the benefits of controls must be considered relative to their costs. There are also limitations that are inherent in any control system. These limitations include the realities that breakdowns can occur because of errors in judgment or mistakes, and that controls can be circumvented by individual persons, by collusion of two or more people, or by management override of the controls. Because of these inherent limitations in a cost effective control system, misstatements due to error or fraud may occur and not be detected.

---

## ITEM 9B - OTHER INFORMATION

---

None.

## **PART III**

---

### **ITEM 10 - DIRECTORS, EXECUTIVE OFFICERS AND CORPORATE GOVERNANCE**

---

We maintain a Code of Conduct and Ethics that applies to all employees, including all officers. We also maintain a Board of Directors Code of Ethics that applies to all members of our Board of Directors. Our Code of Conduct and Ethics and Board of Directors Code of Ethics incorporate guidelines designed to deter wrongdoing and to promote honest and ethical conduct and compliance with applicable laws and regulations. Our Code of Conduct and Ethics and Board of Directors Code of Ethics are published on our Investor Relations website at <https://investors.intuit.com/corporate-governance/conduct-and-guidelines/default.aspx>. We disclose amendments to certain provisions of our Code of Conduct and Ethics and Board of Directors Code of Ethics, or waivers of such provisions granted to executive officers and directors, on this website.

The other information required by this Item 10 regarding directors is incorporated by reference from the information contained in our Proxy Statement to be filed with the U.S. Securities and Exchange Commission in connection with the solicitation of proxies for our 2021 Annual Meeting of Stockholders (the "2021 Proxy Statement") under the sections entitled "Proposal No. 1 - Election of Directors – Our Board Nominees," "Corporate Governance," and "Delinquent Section 16(a) Reports." Certain information required by this Item 10 regarding executive officers is set forth in Item 1 of Part I of this Report under the heading "Information about our Executive Officers."

---

### **ITEM 11 - EXECUTIVE COMPENSATION**

---

The information required by this Item 11 is incorporated by reference from the information contained in our 2021 Proxy Statement under the sections entitled "Corporate Governance – Compensation Committee Interlocks and Insider Participation," "Director Compensation," "Equity Compensation Plan Information," and "Executive Compensation Tables."

---

### **ITEM 12 - SECURITY OWNERSHIP OF CERTAIN BENEFICIAL OWNERS AND MANAGEMENT AND RELATED STOCKHOLDER MATTERS**

---

The information required by this Item 12 is incorporated by reference from the information contained in our 2021 Proxy Statement under the sections entitled "Stock Ownership Information" and "Executive Compensation Tables."

---

### **ITEM 13 - CERTAIN RELATIONSHIPS AND RELATED TRANSACTIONS, AND DIRECTOR INDEPENDENCE**

---

The information required by this Item 13 is incorporated by reference from the information contained in our 2021 Proxy Statement under the sections entitled "Corporate Governance – Director Independence" and "Transactions with Related Persons."

---

### **ITEM 14 - PRINCIPAL ACCOUNTANT FEES AND SERVICE**

---

The information required by this Item 14 is incorporated by reference from the information contained in our 2021 Proxy Statement under the section entitled "Proposal No. 3 – Ratification of Selection of Independent Registered Public Accounting Firm."

**PART IV**

**ITEM 15 - EXHIBITS AND FINANCIAL STATEMENT SCHEDULES**

(a) The following documents are filed as part of this report:

1. [Financial Statements](#) – See Index to Consolidated Financial Statements in Part II, Item 8.
2. [Financial Statement Schedules](#) – See Index to Consolidated Financial Statements in Part II, Item 8.
3. Exhibits

Exhibit Number	Exhibit Description	Filed Herewith	Incorporated by Reference Form/File No.	Date
2.01	<a href="#">Agreement and Plan of Merger, dated February 24, 2020, by and among Intuit Inc., Halo Merger Sub I, Inc., Halo Merger Sub II, LLC, Credit Karma, Inc. and Shareholder Representative Services, LLC.</a>		8-K	2/24/2020
3.01	<a href="#">Restated Intuit Certificate of Incorporation, dated as of January 19, 2000</a>		10-Q	6/14/2000
3.02	<a href="#">Bylaws of Intuit, as amended and restated effective May 5, 2016</a>		8-K	5/9/2016
4.01	<a href="#">Form of Specimen Certificate for Intuit's Common Stock</a>		10-K	9/15/2009
4.02	<a href="#">Description of Common Stock</a>		10-K	8/30/2019
4.03	<a href="#">Indenture, dated as of June 29, 2020, between Intuit and U.S. Bank National Association, as trustee</a>		8-K	6/29/2020
4.04	<a href="#">Form of 0.650% Senior Note due 2023</a>		8-K	6/29/2020
4.05	<a href="#">Form of 0.950% Senior Note due 2025</a>		8-K	6/29/2020
4.06	<a href="#">Form of 1.350% Senior Note due 2027</a>		8-K	6/29/2020
4.07	<a href="#">Form of 1.650% Senior Note due 2030</a>		8-K	6/29/2020
10.01+	<a href="#">Intuit Inc. Amended and Restated 2005 Equity Incentive Plan, as amended through January 19, 2017</a>		S-8 333-215639	1/20/2017
10.02+	<a href="#">Intuit Inc. Amended and Restated 2005 Equity Incentive Plan, as amended through January 23, 2014</a>		S-8 333-193551	1/24/2014
10.03+	<a href="#">Intuit Inc. Amended and Restated 2005 Equity Incentive Plan, as amended through July 24, 2012</a>		8-K	7/27/2012
10.04+	<a href="#">Forms of Equity Grant Agreements: Executive Chair and EVP Service-Based Restricted Stock Unit; Executive Chair and EVP TSR Performance-Based Restricted Stock Unit; CEO Service-Based Restricted Stock Unit; CEO TSR Performance-Based Restricted Stock Unit</a>	X		
10.05+	<a href="#">Forms of Equity Grant Agreements: Executive Chair and EVP Restricted Stock Unit, and CEO Restricted Stock Unit</a>		10-K	8/30/2019
10.06+	<a href="#">Form of Executive Chair Restricted Stock Unit Agreement - service-based vesting</a>		10-Q	2/22/2019

<b>Exhibit Number</b>	<b>Exhibit Description</b>	<b>Filed Herewith</b>	<b>Incorporated by Reference Form/File No.</b>	<b>Date</b>
10.07+	<a href="#">Forms of Equity Grant Agreements: EVP-SVP TSR Performance-Based Restricted Stock Unit, CEO TSR Performance-Based Restricted Stock Unit, EVP Time-Based Restricted Stock Unit, CEO Restricted Stock Unit, Stock Option - 4 year vest, Time-Based RSU - 4 year vest (focal), New Hire Time-Based Restricted Stock Unit - 4 year vest</a>		10-K	8/31/2018
10.08+	<a href="#">Forms of Equity Grant Agreements: Restricted Stock Unit, CEO TSR Performance-Based Restricted Stock Unit, CEO Restricted Stock Unit, Executive TSR Performance-Based Restricted Stock Unit, EVP Restricted Stock Unit, Restricted Stock Unit - MSPP Purchased, Restricted Stock Unit- MSPP Matching, Stock Option</a>		10-K	9/1/2017
10.09+	<a href="#">Forms of Equity Grant Agreements: CEO Restricted Stock Unit, CEO TSR Performance-Based Restricted Stock Unit, Executive Restricted Stock Unit, EVP/SVP TSR Performance-Based Restricted Stock Unit, Restricted Stock Unit, and Stock Option Agreement</a>		10-K	9/1/2016
10.10+	<a href="#">Form of CEO Restricted Stock Unit Agreement - time-based vesting (deferred release)</a>		10-K	9/1/2015
10.11+	<a href="#">Form of CEO Restricted Stock Unit Agreement - performance-based - Total Shareholder Return Goals (deferred release)</a>		10-K	9/1/2015
10.12+	<a href="#">Form of Amended and Restated 2005 Equity Incentive Plan Non-Qualified Stock Option Grant Agreement: New Hire, Promotion, Retention or Focal Grant</a>		10-K	9/13/2013
10.13+	<a href="#">Form of Restricted Stock Unit Agreement (service-based vesting)</a>		10-K	9/13/2012
10.14+	<a href="#">Form of Restricted Stock Unit Agreement (executive vesting)</a>		10-K	9/13/2012
10.15+	<a href="#">Form of Executive Promotion/New Hire Stock Option Agreement</a>		10-K	9/12/2008
10.16+	<a href="#">Description of Non-Employee Director Compensation, approved October 31, 2018 and effective January 17, 2019</a>		10-Q	11/20/2018
10.17+	<a href="#">Description of Non-Employee Director Compensation, approved October 19, 2017 and effective January 18, 2018</a>		10-Q	11/20/2017
10.18+	<a href="#">Non-employee Director Compensation Program, effective January 21, 2016</a>		10-Q	2/25/2016
10.19+	<a href="#">Forms of Non-employee Director Restricted Stock Unit Agreements</a>		10-Q	11/20/2017
10.20+	<a href="#">Form of Director Restricted Stock Units Initial Grant Agreements</a>		10-Q	3/1/2013
10.21+	<a href="#">Form of Director Restricted Stock Units Initial Grant Agreement for Mid-Year Directors</a>		10-Q	3/1/2013
10.22+	<a href="#">Form of Director Restricted Stock Units Succeeding Grant Agreement</a>		10-Q	3/1/2013
10.23+	<a href="#">Form of Director Restricted Stock Units Succeeding Grant Agreement for Mid-Year Directors</a>		10-Q	3/1/2013
10.24+	<a href="#">Form of Director Restricted Stock Units Conversion Grant Agreement</a>		10-Q	3/1/2013
10.25+	<a href="#">Fourth Amended and Restated Management Stock Purchase Program, updated as of October 30, 2018</a>		10-Q	2/22/2019
10.26+	<a href="#">Third Amended and Restated Management Stock Purchase Program</a>		10-Q	5/24/2016

<b>Exhibit Number</b>	<b>Exhibit Description</b>	<b>Filed Herewith</b>	<b>Incorporated by Reference Form/File No.</b>	<b>Date</b>
10.27+	<a href="#">Form of Restricted Stock Unit Grant Agreement for MSPP Purchased Award</a>		10-K	9/13/2012
10.28+	<a href="#">Form of Restricted Stock Unit Grant Agreement for MSPP Matching Award</a>		10-K	9/13/2012
10.29+	<a href="#">Form of Intuit Inc. Stock Option Assumption Agreement</a>		S-8	8/5/2009
10.30+	<a href="#">Intuit Executive Relocation Policy</a>		10-K	8/31/2018
10.31+	<a href="#">Intuit Inc. Non-qualified Deferred Compensation Plan, effective January 1, 2009</a>		10-Q	11/20/2017
10.32+	<a href="#">Intuit Inc. 2005 Executive Deferred Compensation Plan, effective January 1, 2005</a>		10-Q	12/10/2004
10.33+	<a href="#">Intuit Executive Deferred Compensation Plan, effective March 15, 2002</a>		10-Q	5/31/2002
10.34+	<a href="#">Intuit Inc. Performance Incentive Plan for Fiscal Year 2018</a>		10-K	9/1/2017
10.35+	<a href="#">Intuit Inc. Senior Executive Incentive Plan, effective August 1, 2018</a>		10-K	8/31/2018
10.36+	<a href="#">Form of Indemnification Agreement entered into by Intuit with each of its directors and certain officers</a>		10-Q	2/23/2017
10.37+	<a href="#">Executive Chairman Compensation Terms, effective January 1, 2019</a>		10-K	8/30/2019
10.38+	<a href="#">Amendment dated December 1, 2008 to Letter Regarding Terms of Employment by and between Intuit Inc. and Brad D. Smith dated October 1, 2007</a>		10-Q	12/4/2008
10.39+	<a href="#">Letter Regarding Terms of Employment by and between Intuit Inc. and Brad D. Smith, dated October 1, 2007</a>		8-K	10/5/2007
10.40+	<a href="#">Letter regarding Terms of Employment by and between Intuit Inc. and Michelle Clatterbuck dated January 19, 2018</a>		8-K	1/23/2018
10.41+	<a href="#">Letter Regarding Terms of Employment by and between Intuit Inc. and Sasan Goodarzi, dated November 15, 2018</a>		10-Q	11/20/2018
10.42+	<a href="#">Letter regarding Terms of Employment by and between Intuit Inc. and Gregory N. Johnson dated August 1, 2018</a>		10-K	8/30/2019
10.43+	<a href="#">Employment memo dated November 7, 2018 to J. Alexander Chriss dated November 7, 2018 and effective January 1, 2019</a>		10-K	8/30/2019
10.44+	<a href="#">Employment memo dated November 7, 2018 to Marianna Tessel and effective January 1, 2019</a>	X		
10.45	<a href="#">Amended and Restated Credit Agreement dated as of May 2, 2019 among Intuit Inc., the lenders party thereto, Bank of America, N.A., and JPMorgan Chase Bank, N.A., as co-administrative agents, and U.S. Bank National Association and MUFG Bank, LTD., as co-syndication agents, and Merrill Lynch, Pierce, Fenner &amp; Smith Incorporated, JPMorgan Chase Bank, N.A., U.S. Bank National Association, and MUFG Bank, LTD., as joint lead arrangers and joint bookrunners</a>		10-K	8/30/2019
10.46	<a href="#">Addendum to the Eighth Memorandum of Understanding on Service Standards and Disputes between the Internal Revenue Service and Free File, Inc.</a>		10-Q	2/24/2020

[Tables of Contents](#)

<b>Exhibit Number</b>	<b>Exhibit Description</b>	<b>Filed Herewith</b>	<b>Incorporated by Reference Form/File No.</b>	<b>Date</b>
10.47	<a href="#">Free On-Line Electronic Tax Filing Agreement Amendment, effective as of October 31, 2018, between the Internal Revenue Service and Free File Inc.</a>		10-Q	11/20/2018
10.48	<a href="#">Free On-Line Electronic Tax Filing Agreement Amendment, effective as of October 30, 2005 between the Internal Revenue Service and the Free File Alliance, LLC</a>		10-Q	12/5/2005
10.49	<a href="#">Free On-Line Electronic Tax Filing Agreement Amendment dated November 5, 2009 between the Internal Revenue Service and the Free File Alliance, LLC</a>		10-Q	12/4/2009
10.50	<a href="#">Free On-Line Electronic Tax Filing Agreement Amendment, effective as of October 30, 2014, between the Internal Revenue Service and Free File, Inc.</a>		10-K	9/12/2014
10.51	<a href="#">Eighth Memorandum of Understanding on Service Standards and Disputes between the Internal Revenue Service and Free File Inc.</a>		10-Q	11/20/2018
10.52#	<a href="#">Master Services Agreement between Intuit and Arvato Services, Inc., dated May 28, 2003</a>		10-K	9/19/2003
10.53	<a href="#">Second Amendment to Master Service Agreement between Intuit and Arvato Services, Inc., effective May 29, 2007</a>		10-K	9/14/2007
10.54#	<a href="#">Amendment 3 to Master Services Agreement between Intuit and Arvato Services, Inc., effective April 1, 2008</a>		10-Q	5/30/2008
10.55#	<a href="#">Amendment 5 to the Master Services Agreement between Intuit and Arvato Digital Services LLC effective August 19, 2010</a>		10-Q	12/6/2010
10.56	<a href="#">Amended and Restated Amendment Seven to the Master Service Agreement by and between Intuit and Arvato Digital Services effective September 1, 2013</a>		10-Q	11/22/2013
10.57	<a href="#">Amendment 8 to the Master Services Agreement between Intuit and Arvato Digital Services LLC effective August 1, 2014</a>		10-K	9/12/2014
10.58	<a href="#">Lease Agreement dated as of July 31, 2003 between Intuit and Charleston Properties for 2475, 2500, 2525, 2535 and 2550 Garcia Avenue, Mountain View, CA</a>		10-K	9/19/2003
10.59	<a href="#">Lease Agreement dated as of July 31, 2003 between Intuit and Charleston Properties for 2650, 2675, 2700 and 2750 Coast Avenue and 2600 Casey Avenue, Mountain View, California</a>		10-K	9/19/2003
10.60	<a href="#">Second Amendment to Lease Agreement Phase 1, effective January 1, 2011, between Intuit Inc. and Charleston Properties</a>		10-Q	3/1/2011
10.61	<a href="#">Third Amendment to Lease Agreement Phase 2, effective January 1, 2011, between Intuit Inc. and Charleston Properties</a>		10-Q	3/1/2011
21.01	<a href="#">List of Intuit's Subsidiaries</a>	X		
23.01	<a href="#">Consent of Independent Registered Public Accounting Firm</a>	X		
24.01	<a href="#">Power of Attorney (see signature page)</a>	X		
31.01	<a href="#">Certification of Chief Executive Officer</a>	X		
31.02	<a href="#">Certification of Chief Financial Officer</a>	X		

Exhibit Number	Exhibit Description	Filed Herewith	Incorporated by Reference Form/File No.	Date
32.01*	<a href="#">Section 1350 Certification (Chief Executive Officer)</a>	X		
32.02*	<a href="#">Section 1350 Certification (Chief Financial Officer)</a>	X		
101.INS	XBRL Instance Document - the instance document does not appear in the Interactive Data File because its XBRL tags are embedded within the Inline XBRL document	X		
101.SCH	XBRL Taxonomy Extension Schema	X		
101.CAL	XBRL Taxonomy Extension Calculation Linkbase	X		
101.LAB	XBRL Taxonomy Extension Label Linkbase	X		
101.PRE	XBRL Taxonomy Extension Presentation Linkbase	X		
101.DEF	XBRL Taxonomy Extension Definition Linkbase	X		
104	Cover Page Interactive Data File (formatted as Inline XBRL and contained in Exhibit 101)	X		

+ Indicates a management contract or compensatory plan or arrangement.

# We have requested confidential treatment for certain portions of this document pursuant to an application for confidential treatment sent to the Securities and Exchange Commission (SEC). We omitted such portions from this filing and filed them separately with the SEC.

\* This certification is not deemed "filed" for purposes of Section 18 of the Securities Exchange Act of 1934, or otherwise subject to the liability of that section. Such certification will not be deemed to be incorporated by reference into any filing under the Securities Act of 1933 or the Securities Exchange Act of 1934, except to the extent that Intuit specifically incorporates it by reference.

---

## ITEM 16 - FORM 10-K SUMMARY

---

None.

---

## SIGNATURES

---

Pursuant to the requirements of Section 13 or 15(d) of the Securities Exchange Act of 1934, the Registrant has duly caused this Form 10-K to be signed on its behalf by the undersigned, thereunto duly authorized.

**INTUIT INC.**

Dated: August 31, 2020

By: /s/ MICHELLE M. CLATTERBUCK

Michelle M. Clatterbuck  
Executive Vice President and Chief Financial Officer  
(Principal Financial Officer)



---

## POWER OF ATTORNEY

---

By signing this Annual Report on Form 10-K below, I hereby appoint each of Sasan K. Goodarzi and Michelle M. Clatterbuck as my attorney-in-fact to sign all amendments to this Form 10-K on my behalf, and to file this Form 10-K (including all exhibits and other documents related to the Form 10-K) with the Securities and Exchange Commission. I authorize each of my attorneys-in-fact to (1) appoint a substitute attorney-in-fact for himself and (2) perform any actions that he believes are necessary or appropriate to carry out the intention and purpose of this Power of Attorney. I ratify and confirm all lawful actions taken directly or indirectly by my attorneys-in-fact and by any properly appointed substitute attorneys-in-fact.

Pursuant to the requirements of the Securities Exchange Act of 1934, this report has been signed by the following persons on behalf of the Registrant and in the capacities and on the dates indicated.

<u>Name</u>	<u>Title</u>	<u>Date</u>
<b>Principal Executive Officer:</b>		
<u>/s/ SASAN K. GOODARZI</u> Sasan K. Goodarzi	President, Chief Executive Officer and Director	August 31, 2020
<b>Principal Financial Officer:</b>		
<u>/s/ MICHELLE M. CLATTERBUCK</u> Michelle M. Clatterbuck	Executive Vice President and Chief Financial Officer	August 31, 2020
<b>Principal Accounting Officer:</b>		
<u>/s/ MARK J. FLOURNOY</u> Mark J. Flournoy	Senior Vice President and Chief Accounting Officer	August 31, 2020
<b>Additional Directors:</b>		
<u>/s/ EVE BURTON</u> Eve Burton	Director	August 31, 2020
<u>/s/ SCOTT D. COOK</u> Scott D. Cook	Director	August 31, 2020
<u>/s/ RICHARD DALZELL</u> Richard Dalzell	Director	August 31, 2020
<u>/s/ DEBORAH LIU</u> Deborah Liu	Director	August 31, 2020
<u>/s/ SUZANNE NORA JOHNSON</u> Suzanne Nora Johnson	Director	August 31, 2020
<u>/s/ DENNIS D. POWELL</u> Dennis D. Powell	Director	August 31, 2020
<u>/s/ BRAD D. SMITH</u> Brad D. Smith	Chairman of the Board of Directors	August 31, 2020
<u>/s/ THOMAS SZKUTAK</u> Thomas Szkutak	Director	August 31, 2020
<u>/s/ RAUL VAZQUEZ</u> Raul Vazquez	Director	August 31, 2020
<u>/s/ JEFF WEINER</u> Jeff Weiner	Director	August 31, 2020

Award No. \*\*\*

INTUIT INC. AMENDED AND RESTATED 2005 EQUITY INCENTIVE PLAN GRANT AGREEMENT

Restricted Stock Unit

(Service-Based Vesting)

Intuit Inc., a Delaware corporation (“Intuit” or the “Company”), hereby grants you a restricted stock unit award (“Award”) pursuant to the Company’s Amended and Restated 2005 Equity Incentive Plan (the “Plan”), of the Company’s common stock, \$0.01 par value per share (“Common Stock” or “Shares”). The number of Shares that are subject to the Award and may be earned by you (“Number of Shares”) is set forth below. All capitalized terms in this Grant Agreement (“Agreement”) that are not defined in this Agreement have the meanings given to them in the Plan. This Agreement shall include any appendices, addenda or consents attached hereto or otherwise associated herewith. This Award is subject to all of the terms and conditions of the Plan, which is incorporated into this Agreement by reference. This Agreement is not meant to interpret, extend, or change the Plan in any way, or to represent the full terms of the Plan. If there is any discrepancy, conflict or omission between this Agreement and the provisions of the Plan, the provisions of the Plan shall apply.

**Name of Participant:** \*\*\*  
**Number of Shares:** \*\*\*  
**Date of Grant:** \*\*\*  
**First Vesting Date:** \*\*\*

\*\*\*This information is as shown in the Restricted Stock Units section of the third-party administrator’s online portal.

Subject to the forfeiture provisions set forth in this Agreement, this Award will vest as to 25% of the Number of Shares on July 1 in the calendar year immediately after the Date of Grant and as to 6.25% of the Number of Shares on each October 1, December 31, April 1 and July 1 that follows (each a “Vesting Date”), until the Award is fully vested, provided that you have not Terminated before the respective Vesting Dates. Notwithstanding the foregoing, if you are or will be Retirement eligible in the calendar year in which the Date of Grant occurs, this Award will vest as to 12.5% of the Number of Shares on December 31 in the calendar year of the Date of Grant, and as to 6.25% of the Number of Shares on each April 1, July 1, October 1 and December 31 that follows (each a “Vesting Date,” if this provision applies), until the Award is fully vested, provided you have not Terminated before the respective Vesting Dates. Further, and notwithstanding the foregoing, Sections 1(b) through 1(d) provide certain circumstances in which you may vest in all or a portion of this Award before the foregoing Vesting Dates. Any portion of this Award that does not vest, including pursuant to Sections 1(b) through 1(d), shall be cancelled and you will have no further right or claim thereunder.

1. In the event of your Termination prior to the last Vesting Date, the following provisions will govern the vesting of this Award:

- (a) **Termination Generally:** In the event of your Termination prior to the last Vesting Date for any reason other than as expressly set forth in the other subsections of this Section 1 of the Agreement, this Award immediately will stop vesting and will terminate, and you will have no further right or claim to anything under this Award (other than with respect to the portion of the Award that has previously vested).
  - (b) **Termination due to Retirement:** In the event of your Termination prior to the last Vesting Date due to your Retirement, you will vest in a pro-rata portion of the Number of Shares, to be calculated as follows: divide your number of full months of service since the Date of Grant by forty-eight (48) months, multiply that quotient by the Number of Shares, then subtract any Shares in which you already have vested, and round down to the nearest whole Share, and the Vesting Date under this Agreement will be your Termination Date. For purposes of this Award, “Retirement” means the Termination of your employment with the Company after you have reached age fifty-five (55) and completed ten (10) full years of service with the Company (including any parent or Subsidiary).
  - (c) **Termination due to Death or Disability:** In the event of your Termination prior to the last Vesting Date due to your death or Disability after you have been actively employed by the Company for one year or more, this Award will vest as to 100% of the Number of Shares on your Termination Date, minus any Shares in which you already have vested, and the Vesting Date under this Agreement will be your Termination Date. For purposes of this Award, “Disability” is defined in Section 30(j) of the Plan.
-

(d) Termination On or Within One Year Following Corporate Transaction: In the event of your Termination by the Company or its successor on or within one year following the date of a Corporate Transaction and prior to the final Vesting Date, you will vest in a pro-rata portion of the Number of Shares, to be calculated as follows: divide your number of full months of service since the Date of Grant by forty-eight (48) months, multiply that quotient by the Number of Shares, then subtract any Shares in which you already have vested, and round down to the nearest whole Share, and the Vesting Date under this Agreement will be your Termination Date. For purposes of this Award, "Corporate Transaction" is defined in Section 30(i) of the Plan.

(e) For purposes of this Agreement, your Termination will be deemed to occur on the Termination Date, as defined in the Plan.

2. Issuance of Shares under this Award: Subject to Section 4 of the Agreement, the Company will issue you the Shares subject to this Award as soon as reasonably possible after any Vesting Date or any other date upon which this Award vests under Sections 1(a) through 1(d) (but, to the extent that Section 409A of the Internal Revenue Code of 1986, as amended (the "Code") is applicable to you, in no case later than March 15<sup>th</sup> of the calendar year after the calendar year in which the vesting event occurs). Until the date the Shares are issued to you, you will have no rights as a stockholder of the Company. You acknowledge and agree that you may be required to provide a written or electronic acknowledgment prior to the issuance of any Shares to you by the Company under this Agreement.
3. Rights as a Stockholder; Dividend Equivalent Rights: You shall have no voting or other rights as a stockholder with respect to the Shares underlying the Award until such Shares have been issued to you. Notwithstanding the preceding sentence, you shall be entitled to receive payment of the equivalent of any and all dividends declared by the Company on its Common Stock on each date on which dividends are paid on and after the Date of Grant of the Award in an amount equal to the amount of such dividends multiplied by the number of Shares underlying the then outstanding portion of the Award. These dividend equivalents shall be paid upon the later of (a) the date dividends are paid to the common stockholders of the Company, or (b) the date the Restricted Stock Units with respect to which such dividend equivalents are payable become vested and the underlying Shares are issued (it being understood that no dividend equivalents will be paid with respect to Shares underlying any Restricted Stock Units that do not vest, and that dividend equivalent rights equal to the dividends declared on the Company's Common Stock from and after the Date of Grant of the unvested Restricted Stock Units shall be paid as and when such Restricted Stock Units vest and the underlying Shares are issued).
4. Withholding Taxes: If you are subject to United States federal income and employment taxes, this Award is generally taxable upon vesting based on the Fair Market Value on the date the Award (or portion thereof) vests. For further detail, and for information regarding taxation in other jurisdictions, you should refer to the Global Supplement, which is an attachment to and is incorporated by reference into this Agreement. To the extent required by applicable law, you shall make arrangements satisfactory to the Company for the payment and satisfaction of any income tax, employment tax, social security tax, social insurance, payroll tax, contributions, payment on account or other withholding obligations that arise under this Award and, if applicable, any sale of Shares. The Company shall not be required to issue Shares pursuant to this Award or to recognize any purported transfer of Shares until such obligations are satisfied. Subject to the Company's discretion and in compliance with applicable laws, these obligations may be satisfied by the Company withholding a number of Shares that would otherwise be issued under this Award that the Company determines has a Fair Market Value sufficient to meet the tax withholding obligations (determined using a rate of up to the maximum statutory rate in the applicable jurisdictions), including but not limited to withholding with respect to income and/or employment taxes on this Award, including any stock-settled dividend equivalent rights paid with respect to any Shares underlying this Award. Subject to the Company's discretion and in compliance with applicable laws, these obligations may also be satisfied by other methods including, but not limited to: (a) through a "same day sale" commitment from you and a FINRA Dealer meeting the requirements of the Company's "same day sale" procedures, (b) having the Company withhold amounts from amounts otherwise payable to you under the Company's payroll system, and (c) any other methods approved by the Company. Notwithstanding the foregoing, if you are a Section 16 Officer of the Company, unless otherwise agreed to by the Company and you, these obligations will be satisfied by the Company withholding a number of Shares that would otherwise be issued under this Award that the Company determines has a Fair Market Value sufficient to meet the tax withholding obligations (determined as the minimum statutory rate in the applicable jurisdictions), including but not limited to withholding with respect to income and/or employment taxes on this Award, including any stock-settled dividend equivalent rights paid with respect to any Shares underlying this Award. For purposes of this Award, "Fair Market Value" is defined in Section 30(m) of the Plan.

You are ultimately liable and responsible for all taxes owed by you in connection with this Award, regardless of any action the Company takes or any transaction pursuant to this section with respect to any tax withholding obligations that arise in connection with this Award. The Company makes no representation or undertaking regarding the treatment of any tax

---

withholding in connection with the grant, issuance, vesting or settlement of this Award or the subsequent sale of any of the Shares underlying the Award that vest. The Company does not commit and is under no obligation to structure this Award to reduce or eliminate your tax liability or to ensure that the tax withholding is sufficient to entirely satisfy your tax liability arising from this Award.

5. **Disputes:** Any question concerning the interpretation of this Agreement, any adjustments to be made thereunder, and any controversy that may arise under this Agreement, shall be determined by the Committee in accordance with its authority under Section 4 of the Plan. Any such decision by the Committee shall be final and binding.
  6. **Other Matters:**
    - (a) The Award granted to an employee in any one year, or at any time, does not obligate the Company or any Subsidiary or other affiliate of the Company to grant an award in any future year or in any given amount and should not create an expectation that the Company (or any Subsidiary or other affiliate) might grant an award in any future year or in any given amount. Decisions regarding any future grants of an award, if any, will be at the sole discretion of the Committee.
    - (b) As the grant of the Award is discretionary, the grant does not form part of your contract of employment. If you are employed by any Company in the group other than the Company, the grant of the Award will not form a contractual relationship between you and the Company and will not form part of your contract of employment with the Subsidiary which employs you.
    - (c) Notwithstanding anything to the contrary in this Agreement, if you change classification from a full-time employee to a part-time employee, the Company may make unilateral changes to the terms and conditions of this Award, including reducing the number of Shares subject to this Award, in accordance with Company policy.
    - (d) This Award is an extraordinary item that does not constitute compensation for services that you have rendered to the Company or any Subsidiaries (including, as applicable, your employer). Further, this Award is not part of normal or expected compensation or salary for any purpose including, but not limited to, calculating any severance, resignation, termination, payment in lieu of notice, redundancy, end of service payments, bonuses long-service awards, pension or retirement benefits or similar payments.
    - (e) Your participation in the Plan is voluntary. The Company, and its officers or directors, do not guarantee or make any representation to you regarding the performance of the Common Stock. The future value of the Common Stock is unknown and cannot be predicted with any certainty.
    - (f) Because this Agreement relates to terms and conditions under which you may be issued Shares and the Company is a Delaware corporation, an essential term of this Agreement is that it shall be governed by the laws of the State of Delaware, without regard to choice of law principles of Delaware or other jurisdictions. You acknowledge and agree that any action, suit, or proceeding relating to this Agreement or the Award granted hereunder shall be brought in the state or federal courts of competent jurisdiction in Santa Clara County in the State of California.
    - (g) Communications regarding the Plan and this Award may be made by electronic delivery through email and/or an online or electronic system established and maintained by the Company or a third party designated by the Company. You hereby acknowledge that you have read this provision and consent to the electronic delivery of the documents and contracting electronically with the Company (and/or other parties) in relation to the Plan.
    - (h) You hereby understand and acknowledge that your personal data may be collected, used and transferred, in electronic or other form, by and among, as applicable, your employer, the Company and its Subsidiaries for the purposes of implementing, administering and managing the Plan. This may include personal data regarding your employment, the nature and amount of your compensation and the fact and conditions of your participation in the Plan, your name, gender, home address, email address and telephone number, date of birth, tax file number, social security number or other identification number, salary, tax information, nationality, job title, any shares of stock or directorships held in the Company and its Subsidiaries, details of all options or any other entitlement to shares of stock awarded, canceled, exercised, vested, unvested or outstanding in your favor and other personal data reasonably required for the purpose of implementing, administering and managing the Plan (the "Data"). For more information about your employer's collection and processing of your Data for this purpose, please see Intuit's Global Employee Privacy Policy, which can be found on the Company's Intranet or by contacting your local human resources representative.
-

(i) Data Transfer for Administration of Plan.

(i) You understand that certain Data may be transferred to the stock administrator, whose name and contact information can be found on the Company's Intranet (the "Stock Administrator") and other third parties as necessary to enable or assist with the implementation, administration and management of the Plan. You understand that such recipients may act as independent Data Controllers of your Data under applicable privacy laws and in such cases the third party will be responsible for the processing of the Data once it is in their possession or control. You acknowledge that such third parties may process your Data in the United States or in other countries with different, and in some cases less protective, data protection laws than in your country. You acknowledge and understand that, where any such third party is operating as a Data Controller, that third party may collect additional Data from you in order to implement, administer and manage the Plan, and that third party's privacy policy will govern its collection, use and sharing of your Data.

(ii) You acknowledge and understand that where any such third party is acting as an independent Data Controller, you will need to exercise your data rights under local law, as applicable, with the third party Data Controller directly.

(j) This Agreement, and any issuance of Shares hereunder, is intended to comply and shall be interpreted in accordance with Section 409A of the Code. Upon your Separation from Service, the Company shall determine whether any Shares issued to you in accordance with this Agreement could be determined to be payments from a nonqualified deferred compensation plan and whether you are a "specified employee" as of the applicable payment date (each as defined by Section 409A of the Code). If you are determined to be a "specified employee" and any such payments are payable in connection with your Separation from Service, and are not exempt from Section 409A of the Code as a short-term deferral or otherwise, these payments, to the extent otherwise payable within six (6) months after your date of Separation from Service, will be paid in a lump sum on the earlier of: (i) the date that is six (6) months after your date of Separation from Service or (ii) the date of your death. The foregoing six (6) month delay shall be applied if and only to the extent necessary to avoid the imposition of taxes under Section 409A of the Code. For purposes of this Agreement, a "Separation from Service" means an anticipated permanent reduction in the level of bona fide services to twenty percent (20%) or less of the average level of bona fide services performed over the immediately preceding thirty-six (36) month period. For purposes of Section 409A of the Code, the payments to be made to you in accordance with this Agreement shall be treated as a right to a series of separate payments.

7. Miscellaneous: This Agreement (including the Plan, which is incorporated herein by reference) constitutes the entire agreement between you and the Company with respect to this Award, and supersedes all prior agreements or promises with respect to the Award. Except as provided in the Plan, this Agreement may be amended only by a written document signed by the Company and you. Subject to the terms of the Plan, the Company may assign any of its rights and obligations under this Agreement, and this Agreement shall be binding on, and inure to the benefit of, the successors and assigns of the Company. Subject to the restrictions on transfer of an Award described in Section 14 of the Plan, this Agreement shall be binding on your permitted successors and assigns (including heirs, executors, administrators and legal representatives). All notices required under this Agreement or the Plan must be mailed or hand-delivered, (1) in the case of the Company, to the Company, attn.: Stock Administration at 2535 Garcia Ave., Mountain View, CA 94043, or at such other address designated in writing by the Company to you, and (2) in the case of you, at the address recorded in the books and records of the Company as your then current home address. You acknowledge and agree that any such notices from the Company to you may also be delivered through the Company's electronic mail system (prior to your Termination Date) or at the last email address you provided to the Company (after your Termination Date).

Additional information about the Plan and this Award (including certain tax consequences related to the Award) is contained in the accompanying Prospectus and, if applicable to you, the Global Supplement.

If you are employed by the Company outside of the United States, you will be deemed to have accepted this Award unless you decline it within three months of the Date of Grant.

The Company has signed this Agreement effective as of the Date of Grant.

INTUIT INC.

---

By: /S/ SASAN K. GOODARZI  
Sasan K. Goodarzi, President  
and Chief Executive Officer

Award No. \*\*\*

---

INTUIT INC. AMENDED AND RESTATED 2005 EQUITY INCENTIVE PLAN GRANT AGREEMENT

Restricted Stock Unit

(Executive Performance-Based Vesting: Relative Total Shareholder Return Goals)

Intuit Inc., a Delaware corporation (“Intuit” or the “Company”), hereby grants you a restricted stock unit award (“Award”) pursuant to the Company’s Amended and Restated 2005 Equity Incentive Plan (the “Plan”), of the Company’s common stock, \$0.01 par value per share (“Common Stock” or “Shares”). The maximum number of Shares that are subject to the Award and may become eligible to vest (“Maximum Shares”) is set forth below. All capitalized terms in this Grant Agreement (“Agreement”) that are not defined in this Agreement have the meanings given to them in the Plan. This Agreement shall include any appendices, addenda or consents attached hereto or otherwise associated herewith. This Award is subject to all of the terms and conditions of the Plan, which is incorporated into this Agreement by reference. This Agreement is not meant to interpret, extend, or change the Plan in any way, or to represent the full terms of the Plan. If there is any discrepancy, conflict or omission between this Agreement and the provisions of the Plan, the provisions of the Plan shall apply.

**Name of Participant:** \*\*\*

**Maximum Shares:** 200% of the Target Shares

**Target Shares:** \*\*\* total (one-third of this number for each of the three overlapping Performance Periods)

**Date of Grant:** \*\*\*

**Vesting Date:** September 1, 2023

\*\*\*This information is as shown in the Restricted Stock Units section of the third-party administrator’s online portal.

Vesting Based on Achievement of Total Shareholder Return Goals. Subject to the service conditions included in this Agreement, vesting of this Award is based on Intuit’s percentile rank of total shareholder return (“TSR”) among a group of comparator companies (the “Comparison Group”), as set forth on Exhibit A (the “TSR Goals”). Actual performance against the TSR Goals is measured as follows: up to one-third of the Maximum Shares will be eligible to vest based on the actual performance against the TSR Goals as measured over the period beginning on August 1, 2020 and ending on July 31, 2021 (the “12 Month Performance Period”), up to one-third of the Maximum Shares will be eligible to vest based on the actual performance against the TSR Goals as measured over the period beginning on August 1, 2020 and ending on July 31, 2022 (the “24 Month Performance Period”), and up to one-third of the Maximum Shares will be eligible to vest based on the actual performance against the TSR Goals as measured over the period beginning on August 1, 2020 and ending on July 31, 2023 (the “36 Month Performance Period” and together with the 12 Month Performance Period and the 24 Month Performance Period, the “Performance Periods” and each a “Performance Period”). The actual performance against the TSR Goals for each Performance Period must be certified by the Compensation and Organizational Development Committee of Intuit’s Board of Directors (“Committee”) in order for any portion of this Award to be eligible to vest; provided, however, that if Intuit’s TSR is negative during a Performance Period, then, subject to Note 2 in Exhibit A, the maximum Shares that the Committee can certify as eligible to vest for that Performance Period will be the Target Shares for that Performance Period. The Committee will certify the results of the TSR Goals as soon as reasonably possible (the date of such certification for the respective Performance Period, the “Certification Date”) after each Performance Period. Any portion of this Award that is eligible to vest based on the Committee’s certification will be subject to continued service through the Vesting Date in order to become fully vested. For the avoidance of doubt, you must remain in continuous service with Intuit through and including the Vesting Date in order to become vested in any portion of the Award that becomes eligible to vest based on the Committee’s certification. Any portion of this Award that is not eligible to vest based on the Committee’s certification for the applicable Performance Period will terminate on the Certification Date of the respective Performance Period.

Notwithstanding the foregoing, Sections 1(b) through 1(e) provide certain circumstances in which you may vest in this Award before the Vesting Date and/or without certification of the TSR Goals by the Committee. If any of Sections 1(b) through 1(e) apply, then any portion of this Award that does not vest pursuant to those sections will terminate.

Comparison Group. The Comparison Group will be the companies shown on Exhibit B (each, together with Intuit, a “Member Company”); provided, however, that a company will be removed from the Comparison Group if, during a Performance Period, it ceases to have a class of equity securities that is both registered under the Securities Exchange Act of 1934 and actively traded on a U.S. public securities market (unless such cessation of such listing is due to any of the circumstances in (i) through (iv) of the following paragraph).

Definition of TSR. “TSR” as applied to any Member Company means stock price appreciation from the beginning to the end of the applicable Performance Period, plus dividends and distributions made or declared (assuming such dividends or distributions are reinvested in the common stock of the Member Company) during such Performance Period, expressed as a

---

percentage return. Except as modified in Section 1(e), for purposes of computing TSR, the stock price at the beginning of a Performance Period will be the average price of a share of common stock of a Member Company over the 30 trading days beginning on August 1, 2020, and the stock price at the end of the Performance Period will be the average price of a share of common stock of a Member Company over the 30 trading days ending (i) July 31, 2021, for the 12 Month Performance Period, (ii) July 31, 2022, for the 24 Month Performance Period, and (iii) July 31, 2023 for the 36 Month Performance Period, adjusted for stock splits or similar changes in capital structure; provided, however, that TSR for a Member Company will be negative one hundred percent (-100%) if the Member Company: (i) files for bankruptcy, reorganization, or liquidation under any chapter of the U.S. Bankruptcy Code; (ii) is the subject of an involuntary bankruptcy proceeding that is not dismissed within 30 days; (iii) is the subject of a stockholder approved plan of liquidation or dissolution; or (iv) ceases to conduct substantial business operations. For avoidance of doubt, the acquisition of a Member Company by another person or group of related persons by itself does not result in the Member Company being treated as ceasing to conduct substantial business operations.

1. In the event of your Termination or a Corporate Transaction prior to the Vesting Date, the following provisions will govern the vesting of this Award:

- (a) Termination Generally: In the event of your Termination prior to the Vesting Date for any reason other than as expressly set forth in the other subsections of this Section 1 of the Agreement, this Award immediately will terminate without having vested as to any of the Shares and you will have no right or claim to anything under this Award.
  - (b) Termination due to Retirement: In the event of your Termination prior to the Vesting Date due to your Retirement, you will vest immediately on the date of your Retirement in a pro-rata portion of the Award, to be calculated as follows: divide your number of full months of service since the Date of Grant by thirty-six (36) months, multiply this quotient (the “pro rata percentage”) to the sum of (i) the number of Shares that were to vest on the Vesting Date, subject to your continued employment, based on the actual level of achievement of the TSR Goals, as certified by the Committee, for each completed Performance Period, and (ii) 100% of the Target Shares that remain subject to any incomplete Performance Period, and rounding down to the nearest whole Share. The Vesting Date under this Agreement will be your Termination Date. Subject to Section 6(j), Shares that become vested in accordance with this Section 1(b) will be distributed to you as soon as reasonably practicable following the date of your Retirement. For purposes of this Award, “Retirement” means the Termination of your employment with the Company after you have reached age fifty-five (55) and completed ten (10) full years of service with the Company (including any parent or Subsidiary).
  - (c) Termination due to Death or Disability: In the event of your Termination prior to the Vesting Date due to your death or Disability after you have been actively employed by the Company for one year or more, this Award will vest immediately as to the sum of (i) the number of Shares that were to vest on the Vesting Date, assuming that you had continued employment until the Vesting Date, based on the actual level of achievement of the TSR Goals, as certified by the Committee, for each completed Performance Period, and (ii) 100% of the Target Shares that remain subject to any incomplete Performance Period. The Vesting Date under this Agreement will be your Termination Date. Shares that become vested in accordance with this Section 1(c) will be distributed to you as soon as reasonably practicable following the date of your Termination due to your death or Disability. For purposes of this Award, “Disability” is defined in Section 30(j) of the Plan.
  - (d) Involuntary Termination: In the event of your Involuntary Termination before the Vesting Date, a pro rata portion of this Award will vest immediately on your Termination Date by applying the pro rata percentage to the sum of (i) the number of Shares that were to vest on the Vesting Date, assuming that you had continued employment until the Vesting Date, based on the actual level of achievement of the TSR Goals, as certified by the Committee, for each completed Performance Period, and (ii) 100% of the Target Shares that remain subject to any incomplete Performance Period, and rounding down to the nearest whole Share. Subject to Section 6(j), Shares that become vested in accordance with this Section 1(d) will be distributed to you as soon as reasonably possible after the effective date of a waiver and general release of claims executed by you in favor of the Company and certain related persons determined by the Company in the form presented by the Company (“Release”). If you do not execute the Release within forty-five (45) days following your Termination Date, or such longer period of time as may be required under applicable law, then you will not be entitled to the receipt of any Shares under this Section 1(d). If the time period to execute and/or revoke the Release spans two calendar years, then, notwithstanding anything contained herein to the contrary, Shares to be distributed to you pursuant to this Section 1(d) will not be distributed to you until the second calendar year. Involuntary Termination means, for purposes of this Agreement, either (A) your Termination by the Company without Cause, or (B) your resignation for Good Reason. “Cause” means, for purposes of this Agreement, (i) gross negligence or willful misconduct in the performance of your
-



duties to the Company (other than as a result of a Disability) that has resulted or is likely to result in material damage to the Company, after a written demand for substantial performance is delivered to you by the Company which specifically identifies the manner in which you have not substantially performed your duties and you have been provided with a reasonable opportunity of not less than 30 days to cure any alleged gross negligence or willful misconduct; (ii) commission of any act of fraud with respect to the Company; or (iii) conviction of a felony or a crime involving moral turpitude. No act or failure to act by you will be considered “willful” if done or omitted by you in good faith with reasonable belief that your action or omission was in the best interests of the Company. “Good Reason” means, for the purposes of this Agreement, your resignation within sixty (60) days after the occurrence any of the following events without your consent: (i) a material reduction in your duties that is inconsistent with your position at the time of the Date of Grant, (ii) any material reduction in your base annual salary or target annual bonus (other than in connection with a general decrease in the base salaries or target bonuses for all officers of Intuit), or (iii) a requirement by Intuit that you relocate your principal office to a facility more than 50 miles from your principal office on the Date of Grant; provided however, that with regard to (i) through (iii) you must provide Intuit with written notice of the event allegedly constituting “Good Reason,” and Intuit will have 15 days from the date it receives such written notice to cure such event. If you do not execute the Release before the time that Shares are distributed to other Participants, then Shares will be distributed to you at the time the Release has become effective, provided that the Release becomes effective during the time period provided in this Section 1(d).

(e) Corporate Transaction: In the event of a Corporate Transaction before the Vesting Date, the level of achievement of the TSR Goals will be based on the actual level of achievement of the TSR Goals, as certified by the Committee, for each completed Performance Period and will be determined as of the effective date of the Corporate Transaction based on the Comparison Group as constituted on such date (the “CIC Achievement Level”) for any incomplete Performance Period. In addition, for any incomplete Performance Period, Intuit’s ending stock price will be the sale price of the Shares in the Corporate Transaction and the ending stock price of the other Member Companies will be the average price of a share of common stock of a Member Company over the 30 trading days ending on the effective date of the Corporate Transaction, in each case adjusted for changes in capital structure. This Award will vest immediately prior to the consummation of such Corporate Transaction based on the CIC Achievement Level. Shares that become vested in accordance with this Section 1(e) will be distributed as soon as reasonably possible after such determinations are complete. For avoidance of doubt, with respect to any incomplete Performance Period, this provision is intended to result in you vesting in the number of Shares corresponding to the CIC Achievement Level, without Committee certification, provided that you are employed immediately prior to the consummation of a Corporate Transaction. For purposes of this Award, “Corporate Transaction” is defined in Section 30(i) of the Plan; provided that such Corporate Transaction constitutes a “change in the ownership or effective control” of the Company or “change in the ownership of a substantial portion of the assets” of the Company within the meaning of Treasury Regulations 1.409A-3(a)(5) and 1.409A-3(i).

(f) For purposes of this Agreement, your Termination will be deemed to occur on the Termination Date, as defined in the Plan.

2. Issuance of Shares under this Award: Subject to Section 4 of the Agreement, and except as described in the next sentence, the Company will issue you the Shares subject to this Award as soon as reasonably possible after the Vesting Date (but, to the extent that Section 409A of the U.S. Internal Revenue Code is applicable to you, in no case later than March 15<sup>th</sup> of the calendar year after the calendar year in which the Vesting Date occurs). Subject to Section 6(j), in the event of a Termination pursuant to Sections 1(b) through 1(d) prior to the Vesting Date, Shares will be distributed as soon as reasonably possible after the Termination Date or, if later, the date that the Release becomes effective in accordance with Section 1(d) (but in no event later than March 15<sup>th</sup> after the calendar year in which the Termination Date or the effective date of the Release occurs). Until the date the Shares are issued to you, you will have no rights as a stockholder of the Company. You acknowledge and agree that you may be required to provide a written or electronic acknowledgment prior to the issuance of any Shares to you by the Company under this Agreement.
  3. Rights as a Stockholder; Dividend Equivalent Rights: You shall have no voting or other rights as a stockholder with respect to the Shares underlying the Award until such Shares have been issued to you. Notwithstanding the preceding sentence, you shall be entitled to receive payment of the equivalent of any and all dividends declared by the Company on its Common Stock on each date on which dividends are paid on and after the Date of Grant of the Award in an amount equal to the amount of such dividends multiplied by the number of Shares underlying the then outstanding portion of the Award. These dividend equivalents shall be paid upon the later of (a) the date dividends are paid to the common stockholders of the Company, or (b) the date the Restricted Stock Units with respect to which such dividend equivalents
-

are payable become vested and the underlying Shares are issued (it being understood that no dividend equivalents will be paid with respect to Shares underlying any Restricted Stock Units that do not vest, but that dividend equivalent rights equal to the dividends declared on the Company's Common Stock from and after the Date of Grant of the invested Restricted Stock Units shall be paid as and when such Restricted Stock Units vest and the underlying Shares are issued).

4. **Withholding Taxes:** If you are subject to United States federal income and employment taxes, this Award is generally taxable upon vesting based on the Fair Market Value on the Vesting Date. For further detail, and for information regarding taxation in other jurisdictions, you should refer to the Global Supplement, which is an attachment to and is incorporated by reference into this Agreement. To the extent required by applicable law, you shall make arrangements satisfactory to the Company for the payment and satisfaction of any income tax, employment tax, social security tax, social insurance, payroll tax, contributions, payment on account or other withholding obligations that arise under this Award and, if applicable, any sale of Shares. The Company shall not be required to issue Shares pursuant to this Award or to recognize any purported transfer of Shares until such obligations are satisfied. Subject to the Company's discretion and in compliance with applicable laws, these obligations may be satisfied by the Company withholding a number of Shares that would otherwise be issued under this Award that the Company determines has a Fair Market Value sufficient to meet the tax withholding obligations (determined using a rate of up to the maximum statutory rate in the applicable jurisdictions), including but not limited to withholding with respect to income and/or employment taxes on this Award, including any stock-settled dividend equivalent rights paid with respect to any Shares underlying this Award. Subject to the Company's discretion and in compliance with applicable laws, these obligations may also be satisfied by other methods including, but not limited to: (a) through a "same day sale" commitment from you and a FINRA Dealer meeting the requirements of the Company's "same day sale" procedures, (b) having the Company withhold amounts from amounts otherwise payable to you under the Company's payroll system, and (c) any other methods approved by the Company. Notwithstanding the foregoing, if you are a Section 16 Officer of the Company, unless otherwise agreed to by the Company and you, these obligations will be satisfied by the Company withholding a number of Shares that would otherwise be issued under this Award that the Company determines has a Fair Market Value sufficient to meet the tax withholding obligations (determined as the minimum statutory rate in the applicable jurisdictions), including but not limited to withholding with respect to income and/or employment taxes on this Award, including any stock-settled dividend equivalent rights paid with respect to any Shares underlying this Award. For purposes of this Award, "Fair Market Value" is defined in Section 30(m) of the Plan.

You are ultimately liable and responsible for all taxes owed by you in connection with this Award, regardless of any action the Company takes or any transaction pursuant to this section with respect to any tax withholding obligations that arise in connection with this Award. The Company makes no representation or undertaking regarding the treatment of any tax withholding in connection with the grant, issuance, vesting or settlement of this Award or the subsequent sale of any of the Shares underlying the Award that vest. The Company does not commit and is under no obligation to structure this Award to reduce or eliminate your tax liability or to ensure that the tax withholding is sufficient to entirely satisfy your tax liability arising from this Award.

5. **Disputes:** Any question concerning the interpretation of this Agreement, any adjustments to be made thereunder, and any controversy that may arise under this Agreement, shall be determined by the Committee in accordance with its authority under Section 4 of the Plan. Any such decision by the Committee shall be final and binding.

6. **Other Matters:**

- (a) The Award granted to an employee in any one year, or at any time, does not obligate the Company or any Subsidiary or other affiliate of the Company to grant an award in any future year or in any given amount and should not create an expectation that the Company (or any Subsidiary or other affiliate) might grant an award in any future year or in any given amount. Decisions regarding any future grants of an award, if any, will be at the sole discretion of the Committee.
  - (b) As the grant of the Award is discretionary, the grant does not form part of your contract of employment. If you are employed by any Company in the group other than the Company, the grant of the Award will not form a contractual relationship between you and the Company and will not form part of your contract of employment with the Subsidiary which employs you.
  - (c) Notwithstanding anything to the contrary in this Agreement, if you change classification from a full-time employee to a part-time employee, the Company may make unilateral changes to the terms and conditions of this Award, including reducing the number of Shares subject to this Award, in accordance with Company policy.
-

- (d) This Award is an extraordinary item that does not constitute compensation for services that you have rendered to the Company or any Subsidiaries (including, as applicable, your employer). Further, this Award is not part of normal or expected compensation or salary for any purpose including, but not limited to, calculating any severance, resignation, termination, payment in lieu of notice, redundancy, end of service payments, bonuses long-service awards, pension or retirement benefits or similar payments.
  - (e) Your participation in the Plan is voluntary. The Company, and its officers or directors, do not guarantee or make any representation to you regarding the performance of the Common Stock. The future value of the Common Stock is unknown and cannot be predicted with any certainty.
  - (f) Because this Agreement relates to terms and conditions under which you may be issued Shares and the Company is a Delaware corporation, an essential term of this Agreement is that it shall be governed by the laws of the State of Delaware, without regard to choice of law principles of Delaware or other jurisdictions. You acknowledge and agree that any action, suit, or proceeding relating to this Agreement or the Award granted hereunder shall be brought in the state or federal courts of competent jurisdiction in Santa Clara County in the State of California.
  - (g) Communications regarding the Plan and this Award may be made by electronic delivery through email and/or an online or electronic system established and maintained by the Company or a third party designated by the Company. You hereby acknowledge that you have read this provision and consent to the electronic delivery of the documents and contracting electronically with the Company (and/or other parties) in relation to the Plan.
  - (h) You hereby understand and acknowledge that your personal data may be collected, used and transferred, in electronic or other form, by and among, as applicable, your employer, the Company and its Subsidiaries for the purposes of implementing, administering and managing the Plan. This may include personal data regarding your employment, the nature and amount of your compensation and the fact and conditions of your participation in the Plan, your name, gender, home address, email address and telephone number, date of birth, tax file number, social security number or other identification number, salary, tax information, nationality, job title, any shares of stock or directorships held in the Company and its Subsidiaries, details of all options or any other entitlement to shares of stock awarded, canceled, exercised, vested, unvested or outstanding in your favor and other personal data reasonably required for the purpose of implementing, administering and managing the Plan (the "Data"). For more information about your employer's collection and processing of your Data for this purpose, please see Intuit's Global Employee Privacy Policy, which can be found on the Company's Intranet or by contacting your local human resources representative.
  - (i) Data Transfer for Administration of Plan.
    - (i) You understand that certain Data may be transferred to the stock administrator, whose name and contact information can be found on the Company's Intranet (the "Stock Administrator") and other third parties as necessary to enable or assist with the implementation, administration and management of the Plan. You understand that such recipients may act as independent Data Controllers of your Data under applicable privacy laws and in such cases the third party will be responsible for the processing of the Data once it is in their possession or control. You acknowledge that such third parties may process your Data in the United States or in other countries with different, and in some cases less protective, data protection laws than in your country. You acknowledge and understand that, where any such third party is operating as a Data Controller, that third party may collect additional Data from you in order to implement, administer and manage the Plan, and that third party's privacy policy will govern its collection, use and sharing of your Data.
    - (ii) You acknowledge and understand that where any such third party is acting as an independent Data Controller, you will need to exercise your data rights under local law, as applicable, with the third-party Data Controller directly.
  - (j) This Agreement, and any issuance of Shares hereunder, is intended to comply and shall be interpreted in accordance with Section 409A of the Code. Upon your Separation from Service, the Company shall determine whether any Shares issued to you in accordance with this Agreement could be determined to be payments from a nonqualified deferred compensation plan and whether you are a "specified employee" as of the applicable
-

payment date (each as defined by Section 409A of the Code). If you are determined to be a “specified employee” and any such payments are payable in connection with your Separation from Service, and are not exempt from Section 409A of the Code as a short-term deferral or otherwise, these payments, to the extent otherwise payable within six (6) months after your date of Separation from Service, will be paid in a lump sum on the earlier of: (i) the date that is six (6) months after your date of Separation from Service or (ii) the date of your death. The foregoing six (6) month delay shall be applied if and only to the extent necessary to avoid the imposition of taxes under Section 409A of the Code. For purposes of this Agreement, a “Separation from Service” means an anticipated permanent reduction in the level of bona fide services to twenty percent (20%) or less of the average level of bona fide services performed over the immediately preceding thirty-six (36) month period. For purposes of Section 409A of the Code, the payments to be made to you in accordance with this Agreement shall be treated as a right to a series of separate payments.

7. **Miscellaneous:** This Agreement (including the Plan, which is incorporated herein by reference) constitutes the entire agreement between you and the Company with respect to this Award, and supersedes all prior agreements or promises with respect to the Award. Except as provided in the Plan, this Agreement may be amended only by a written document signed by the Company and you. Subject to the terms of the Plan, the Company may assign any of its rights and obligations under this Agreement, and this Agreement shall be binding on, and inure to the benefit of, the successors and assigns of the Company. Subject to the restrictions on transfer of an Award described in Section 14 of the Plan, this Agreement shall be binding on your permitted successors and assigns (including heirs, executors, administrators and legal representatives). All notices required under this Agreement or the Plan must be mailed or hand-delivered, (1) in the case of the Company, to the Company, attn.: Stock Administration at 2535 Garcia Ave., Mountain View, CA 94043, or at such other address designated in writing by the Company to you, and (2) in the case of you, at the address recorded in the books and records of the Company as your then current home address. You acknowledge and agree that any such notices from the Company to you may also be delivered through the Company’s electronic mail system (prior to your Termination Date) or at the last email address you provided to the Company (after your Termination Date).

Additional information about the Plan and this Award (including certain tax consequences related to the Award) is contained in the accompanying Prospectus and, if applicable to you, the Global Supplement.

If you are employed by the Company outside of the United States, you will be deemed to have accepted this Award unless you decline it within three months of the Date of Grant.

The Company has signed this Agreement effective as of the Date of Grant.

INTUIT INC.

By: /S/ SASAN K. GOODARZI  
Sasan K. Goodarzi, President  
and Chief Executive Officer

---

Award No. \*\*\*

INTUIT INC. AMENDED AND RESTATED 2005 EQUITY INCENTIVE PLAN GRANT AGREEMENT

Restricted Stock Unit

(Service-Based Vesting: CEO)

Intuit Inc., a Delaware corporation (“Intuit” or the “Company”), hereby grants you a restricted stock unit award (“Award”) pursuant to the Company’s Amended and Restated 2005 Equity Incentive Plan (the “Plan”) of the Company’s common stock, \$0.01 par value per share (“Common Stock” or “Shares”). The number of Shares that are subject to the Award and may be earned by you (“Number of Shares”) is set forth below. All capitalized terms in this Grant Agreement (“Agreement”) that are not defined in this Agreement have the meanings given to them in the Plan. This Agreement shall include any appendices, addenda or consents attached hereto or otherwise associated herewith. This Award is subject to all of the terms and conditions of the Plan, which is incorporated into this Agreement by reference. This Agreement is not meant to interpret, extend, or change the Plan in any way, or to represent the full terms of the Plan. If there is any discrepancy, conflict or omission between this Agreement and the provisions of the Plan, the provisions of the Plan shall apply.

**Name of Participant:** \*\*\*

**Number of Shares:** \*\*\*

**Date of Grant:** \*\*\*

**First Vesting Date:** \*\*\*

**\*\*\*This information is as shown in the Restricted Stock Units section of the third-party administrator’s online portal.**

Subject to the forfeiture provisions set forth in this Agreement, this Award will vest as to 25% of the Number of Shares on July 1 in the calendar year immediately after the Date of Grant and as to 6.25% of the Number of Shares on each October 1, December 31, April 1 and July 1 that follows (each a “Vesting Date”), until the Award is fully vested, provided that you have not Terminated before the respective Vesting Dates. Notwithstanding the foregoing, if you are or will be Retirement eligible in the calendar year in which the Date of Grant occurs, this Award will vest as to 12.5% of the Number of Shares on December 31 in the calendar year of the Date of Grant, and as to 6.25% of the Number of Shares on each April 1, July 1, October 1 and December 31 that follows (each a “Vesting Date,” if this provision applies), until the Award is fully vested, provided you have not Terminated before the respective Vesting Dates. Further, and notwithstanding the foregoing, Sections 1(b) through 1(d) provide certain circumstances in which you may vest in all or a portion of this Award before the foregoing Vesting Dates. Any portion of this Award that does not vest, including pursuant to Sections 1(b) through 1(d), shall be cancelled and you will have no further right or claim thereunder.

1. In the event of your Termination prior to the last Vesting Date, the following provisions will govern the vesting of this Award:

- (a) **Termination Generally:** In the event of your Termination prior to the last Vesting Date for any reason other than as expressly set forth in the other subsections of this Section 1 of the Agreement, this Award immediately will stop vesting and will terminate, and you will have no further right or claim to anything under this Award (other than with respect to the portion of the Award that has previously vested).
  - (b) **Termination due to Retirement:** In the event of your Termination prior to the last Vesting Date due to your Retirement, you will vest in a pro-rata portion of the Number of Shares, to be calculated as follows: divide your number of full months of service since the Date of Grant by forty-eight (48) months, multiply that quotient by the Number of Shares, then subtract any Shares in which you already have vested, and round down to the nearest whole Share, and the Vesting Date under this Agreement will be your Termination Date. For purposes of this Award, “Retirement” means the Termination of your employment with the Company after you have reached age fifty-five (55) and completed ten (10) full years of service with the Company (including any parent or Subsidiary).
  - (c) **Termination due to Death or Disability:** In the event of your Termination prior to the last Vesting Date due to your death or Disability after you have been actively employed by the Company for one year or more, this Award will vest as to 100% of the Number of Shares on your Termination Date, minus any Shares in which you already have vested, and the Vesting Date under this Agreement will be your Termination Date. For purposes of this Award, “Disability” is defined in Section 30(j) of the Plan.
-

(d) Termination On or Within One Year Following Corporate Transaction: In the event of your Termination by the Company or its successor on or within one year following the date of a Corporate Transaction and prior to the final Vesting Date, you will vest in a pro-rata portion of the Number of Shares, to be calculated as follows: divide your number of full months of service since the Date of Grant by forty-eight (48) months, multiply that quotient by the Number of Shares, then subtract any Shares in which you already have vested, and round down to the nearest whole Share, and the Vesting Date under this Agreement will be your Termination Date. For purposes of this Award, "Corporate Transaction" is defined in Section 30(i) of the Plan.

(e) For purposes of this Agreement, your Termination will be deemed to occur on the Termination Date, as defined in the Plan.

2. Automatic Deferral: Issuance of Shares under this Award:

- (a) Following a Vesting Date, and subject to Section 4 of the Agreement, the Company will issue you the Shares that became vested on such Vesting Date as soon as reasonably possible after the earliest of (i) the date that is one year following the applicable Vesting Date, (ii) the date of your death or termination of employment on account of Disability, or (iii) the occurrence of a Corporate Transaction that is a 409A Change in Control (as defined below). In the event that the 409A Change in Control precedes such Vesting Date, the Company will issue you the Shares that become vested on such Vesting Date as soon as reasonably possible following such Vesting Date. For avoidance of doubt, the occurrence of a Corporate Transaction that is not a 409A Change in Control will not trigger the issuance of Shares prior to the date that is one year following the applicable Vesting Date.
- (b) Upon the occurrence of an event described in Sections 1(b), 1(c) or 1(d), any Shares that become vested on account of the application of Sections 1(b), 1(c) or 1(d) will be issued to you by the Company as soon as reasonably possible after the occurrence thereof. In addition, upon the occurrence of an event described in Sections 1(b), 1(c) or 1(d) after a Vesting Date, any Shares that previously became vested on account of the occurrence of such Vesting Date but have not yet been issued to you shall be issued by the Company as soon as reasonably possible after the occurrence of the event described in Section 1(b), 1(c) or 1(d), but in any event in compliance with Section 409A of the Internal Revenue Code of 1986, as amended (the "Code"), including the provisions of Section 6(j) below.
- (c) A "409A Change in Control" shall mean a "change in the ownership or effective control" of the Company or "change in the ownership of a substantial portion of the assets" of the Company within the meaning of Treasury Regulations §§1.409A-3(a)(5) and 1.409A-3(i).
- (d) For purposes of this Award, each date on which the shares are issued to you in respect of the Award is referred to as a "Settlement Date." Until the date the Shares are issued to you, you will have no rights as a stockholder of the Company. You acknowledge and agree that you may be required to provide a written or electronic acknowledgement prior to the issuance of any Shares to you by the Company under this Agreement. All issuances of Shares will be subject to the requirements of Section 409A of the Code.
- (e) Notwithstanding the foregoing, upon your Termination by the Company for Cause (as defined below), any portion of the Award that has not been previously settled will terminate, be forfeited, and you will have no further right or claim to anything under this Award. "Cause" means, for purposes of this Agreement, (i) gross negligence or willful misconduct in the performance of your duties to the Company (other than as a result of a Disability) that has resulted or is likely to result in material damage to the Company, after a written demand for substantial performance is delivered to you by the Board of Directors which specifically identifies the manner in which you have not substantially performed your duties and you have been provided with a reasonable opportunity of not less than 30 days to cure any alleged gross negligence or willful misconduct; (ii) commission of any act of fraud with respect to the Company; or (iii) conviction of a felony or a crime involving moral turpitude. No act or failure to act by you will be considered "willful" if done or omitted by you in good faith with reasonable belief that your action or omission was in the best interests of the Company. If the term "Cause" is defined in a separate agreement between you and the Company setting forth the terms of your employment relationship with the Company, that definition of "Cause" shall apply in lieu of the definition set forth in this Section 2(e).
3. Rights as a Stockholder: Dividend Equivalent Rights: You shall have no voting or other rights as a stockholder with respect to the Shares underlying the Award until such Shares have been issued to you. Notwithstanding the preceding sentence, you shall be entitled to receive payment of the equivalent of any and all dividends declared by the Company on its Common Stock on each date on which dividends are paid on and after the Date of Grant of the Award in an amount equal to the amount of such dividends multiplied by the number of Shares underlying the then outstanding portion of the
-

Award. These dividend equivalents shall be paid upon the later of (a) the date dividends are paid to the common stockholders of the Company, or (b) the date the Restricted Stock Units with respect to which such dividend equivalents are payable become vested and the underlying Shares are issued (it being understood that no dividend equivalents will be paid with respect to Shares underlying any Restricted Stock Units that do not vest, and that dividend equivalent rights equal to the dividends declared on the Company's Common Stock from and after the Date of Grant of the unvested Restricted Stock Units shall be paid as and when such Restricted Stock Units vest and the underlying Shares are issued).

4. Withholding Taxes: If you are subject to United States federal income and employment taxes, this Award is generally taxable upon a Settlement Date based on the Fair Market Value on such date; provided that this Award may become taxable for purposes of employment taxes upon vesting, if earlier than a Settlement Date. For further detail, and for information regarding taxation in other jurisdictions, you should refer to the Global Supplement, which is an attachment to and is incorporated by reference into this Agreement. To the extent required by applicable law, you shall make arrangements satisfactory to the Company for the payment and satisfaction of any income tax, employment tax, social security tax, social insurance, payroll tax, contributions, payment on account or other withholding obligations that arise under this Award and, if applicable, any sale of Shares. The Company shall not be required to issue Shares pursuant to this Award or to recognize any purported transfer of Shares until such obligations are satisfied. Subject to the Company's discretion and in compliance with applicable laws, these obligations may be satisfied by the Company withholding a number of Shares that would otherwise be issued under this Award that the Company determines has a Fair Market Value sufficient to meet the tax withholding obligations (determined using a rate of up to the maximum statutory rate in the applicable jurisdictions), including but not limited to withholding with respect to income and/or employment taxes on this Award, including any stock-settled dividend equivalent rights paid with respect to any Shares underlying this Award. Subject to the Company's discretion and in compliance with applicable laws, these obligations may also be satisfied by other methods including, but not limited to: (a) through a "same day sale" commitment from you and a FINRA Dealer meeting the requirements of the Company's "same day sale" procedures, (b) having the Company withhold amounts from amounts otherwise payable to you under the Company's payroll system, and (c) any other methods approved by the Company. Notwithstanding the foregoing, since you are a Section 16 Officer of the Company, unless otherwise agreed to by the Company and you, these obligations will be satisfied by the Company withholding a number of Shares that would otherwise be issued under this Award that the Company determines has a Fair Market Value sufficient to meet the tax withholding obligations (determined as the minimum statutory rate in the applicable jurisdictions), including but not limited to withholding with respect to income and/or employment taxes on this Award, including any stock-settled dividend equivalent rights paid with respect to any Shares underlying this Award. For purposes of this Award, "Fair Market Value" is defined in Section 30(m) of the Plan.

You are ultimately liable and responsible for all taxes owed by you in connection with this Award, regardless of any action the Company takes or any transaction pursuant to this section with respect to any tax withholding obligations that arise in connection with this Award. The Company makes no representation or undertaking regarding the treatment of any tax withholding in connection with the grant, issuance, vesting or settlement of this Award or the subsequent sale of any of the Shares underlying the Award that vest. The Company does not commit and is under no obligation to structure this Award to reduce or eliminate your tax liability or to ensure that the tax withholding is sufficient to entirely satisfy your tax liability arising from this Award.

5. Disputes: Any question concerning the interpretation of this Agreement, any adjustments to be made thereunder, and any controversy that may arise under this Agreement, shall be determined by the Committee in accordance with its authority under Section 4 of the Plan. Any such decision by the Committee shall be final and binding.
6. Other Matters:
- (a) The Award granted to an employee in any one year, or at any time, does not obligate the Company or any Subsidiary or other affiliate of the Company to grant an award in any future year or in any given amount and should not create an expectation that the Company (or any Subsidiary or other affiliate) might grant an award in any future year or in any given amount. Decisions regarding any future grants of an award, if any, will be at the sole discretion of the Committee.
  - (b) As the grant of the Award is discretionary, the grant does not form part of your contract of employment. If you are employed by any Company in the group other than the Company, the grant of the Award will not form a contractual relationship between you and the Company and will not form part of your contract of employment with the Subsidiary which employs you.
-

- (c) Notwithstanding anything to the contrary in this Agreement, if you change classification from a full-time employee to a part-time employee, the Company may make unilateral changes to the terms and conditions of this Award, including reducing the number of Shares subject to this Award, in accordance with Company policy.
  - (d) This Award is an extraordinary item that does not constitute compensation for services that you have rendered to the Company or any Subsidiaries (including, as applicable, your employer). Further, this Award is not part of normal or expected compensation or salary for any purpose including, but not limited to, calculating any severance, resignation, termination, payment in lieu of notice, redundancy, end of service payments, bonuses long-service awards, pension or retirement benefits or similar payments.
  - (e) Your participation in the Plan is voluntary. The Company, and its officers or directors, do not guarantee or make any representation to you regarding the performance of the Common Stock. The future value of the Common Stock is unknown and cannot be predicted with any certainty.
  - (f) Because this Agreement relates to terms and conditions under which you may be issued Shares and the Company is a Delaware corporation, an essential term of this Agreement is that it shall be governed by the laws of the State of Delaware, without regard to choice of law principles of Delaware or other jurisdictions. You acknowledge and agree that any action, suit, or proceeding relating to this Agreement or the Award granted hereunder shall be brought in the state or federal courts of competent jurisdiction in Santa Clara County in the State of California.
  - (g) Communications regarding the Plan and this Award may be made by electronic delivery through email and/or an online or electronic system established and maintained by the Company or a third party designated by the Company. You hereby acknowledge that you have read this provision and consent to the electronic delivery of the documents and contracting electronically with the Company (and/or other parties) in relation to the Plan.
  - (h) You hereby understand and acknowledge that your personal data may be collected, used and transferred, in electronic or other form, by and among, as applicable, your employer, the Company and its Subsidiaries for the purposes of implementing, administering and managing the Plan. This may include personal data regarding your employment, the nature and amount of your compensation and the fact and conditions of your participation in the Plan, your name, gender, home address, email address and telephone number, date of birth, tax file number, social security number or other identification number, salary, tax information, nationality, job title, any shares of stock or directorships held in the Company and its Subsidiaries, details of all options or any other entitlement to shares of stock awarded, canceled, exercised, vested, unvested or outstanding in your favor and other personal data reasonably required for the purpose of implementing, administering and managing the Plan (the "Data"). For more information about your employer's collection and processing of your Data for this purpose, please see Intuit's Global Employee Privacy Policy, which can be found on the Company's Intranet or by contacting your local human resources representative.
  - (i) Data Transfer for Administration of Plan.
    - (i) You understand that certain Data may be transferred to the stock administrator, whose name and contact information can be found on the Company's Intranet (the "Stock Administrator") and other third parties as necessary to enable or assist with the implementation, administration and management of the Plan. You understand that such recipients may act as independent Data Controllers of your Data under applicable privacy laws and in such cases the third party will be responsible for the processing of the Data once it is in their possession or control. You acknowledge that such third parties may process your Data in the United States or in other countries with different, and in some cases less protective, data protection laws than in your country. You acknowledge and understand that, where any such third party is operating as a Data Controller, that third party may collect additional Data from you in order to implement, administer and manage the Plan, and that third party's privacy policy will govern its collection, use and sharing of your Data.
    - (ii) You acknowledge and understand that where any such third party is acting as an independent Data Controller, you will need to exercise your data rights under local law, as applicable, with the third-party Data Controller directly.
  - (j) This Agreement, and any issuance of Shares hereunder, is intended to comply and shall be interpreted in accordance with Section 409A of the Code. Upon your Separation from Service, the Company shall determine whether any Shares issued to you in accordance with this Agreement could be determined to be payments from a nonqualified deferred compensation plan and whether you are a "specified employee" as of the applicable
-



payment date (each as defined by Section 409A of the Code). If you are determined to be a “specified employee” and any such payments are payable in connection with your Separation from Service, and are not exempt from Section 409A of the Code as a short-term deferral or otherwise, these payments, to the extent otherwise payable within six (6) months after your date of Separation from Service, will be paid in a lump sum on the earlier of: (i) the date that is six (6) months after your date of Separation from Service or (ii) the date of your death. The foregoing six (6) month delay shall be applied if and only to the extent necessary to avoid the imposition of taxes under Section 409A of the Code. For purposes of this Agreement, a “Separation from Service” means an anticipated permanent reduction in the level of bona fide services to twenty percent (20%) or less of the average level of bona fide services performed over the immediately preceding thirty-six (36) month period. For purposes of Section 409A of the Code, the payments to be made to you in accordance with this Agreement shall be treated as a right to a series of separate payments.

7. **Miscellaneous:** This Agreement (including the Plan, which is incorporated herein by reference) constitutes the entire agreement between you and the Company with respect to this Award, and supersedes all prior agreements or promises with respect to the Award. Except as provided in the Plan, this Agreement may be amended only by a written document signed by the Company and you. Subject to the terms of the Plan, the Company may assign any of its rights and obligations under this Agreement, and this Agreement shall be binding on, and inure to the benefit of, the successors and assigns of the Company. Subject to the restrictions on transfer of an Award described in Section 14 of the Plan, this Agreement shall be binding on your permitted successors and assigns (including heirs, executors, administrators and legal representatives). All notices required under this Agreement or the Plan must be mailed or hand-delivered, (1) in the case of the Company, to the Company, attn.: Stock Administration at 2535 Garcia Ave., Mountain View, CA 94043, or at such other address designated in writing by the Company to you, and (2) in the case of you, at the address recorded in the books and records of the Company as your then current home address. You acknowledge and agree that any such notices from the Company to you may also be delivered through the Company’s electronic mail system (prior to your Termination Date) or at the last email address you provided to the Company (after your Termination Date).

Additional information about the Plan and this Award (including certain tax consequences related to the Award) is contained in the accompanying Prospectus and, if applicable to you, the Global Supplement.

If you are employed by the Company outside of the United States, you will be deemed to have accepted this Award unless you decline it within three months of the Date of Grant.

The Company has signed this Agreement effective as of the Date of Grant.

INTUIT INC.

By: /S/ MICHELLE CLATTERBUCK  
Michelle Clatterbuck, Executive  
Vice President and Chief Financial Officer

---

Award No. \*\*\*

INTUIT INC. AMENDED AND RESTATED 2005 EQUITY INCENTIVE PLAN GRANT AGREEMENT

Restricted Stock Unit

(Performance-Based Vesting with Relative Total Shareholder Return Goals: CEO)

Intuit Inc., a Delaware corporation (“Intuit” or the “Company”), hereby grants you a restricted stock unit award (“Award”) pursuant to the Company’s Amended and Restated 2005 Equity Incentive Plan (the “Plan”), of the Company’s common stock, \$0.01 par value per share (“Common Stock” or “Shares”). The maximum number of Shares that are subject to the Award and may become eligible to vest (“Maximum Shares”) is set forth below. All capitalized terms in this Grant Agreement (“Agreement”) that are not defined in this Agreement have the meanings given to them in the Plan. This Agreement shall include any appendices, addenda or consents attached hereto or otherwise associated herewith. This Award is subject to all of the terms and conditions of the Plan, which is incorporated into this Agreement by reference. This Agreement is not meant to interpret, extend, or change the Plan in any way, or to represent the full terms of the Plan. If there is any discrepancy, conflict or omission between this Agreement and the provisions of the Plan, the provisions of the Plan shall apply.

**Name of Participant:** \*\*\*

**Maximum Shares:** 200% of the Target Shares

**Target Shares:** \*\*\* total (one-third of this number for each of the three overlapping Performance Periods)

**Date of Grant:** \*\*\*

**Vesting Date:** September 1, 2023

\*\*\*This information is as shown in the Restricted Stock Units section of the third-party administrator’s online portal.

Vesting Based on Achievement of Total Shareholder Return Goals. Subject to the service conditions included in this Agreement, vesting of this Award is based on Intuit’s percentile rank of total shareholder return (“TSR”) among a group of comparator companies (the “Comparison Group”), as set forth on Exhibit A (the “TSR Goals”). Actual performance against the TSR Goals is measured as follows: up to one-third of the Maximum Shares will be eligible to vest based on the actual performance against the TSR Goals as measured over the period beginning on August 1, 2020 and ending on July 31, 2021 (the “12 Month Performance Period”), up to one-third of the Maximum Shares will be eligible to vest based on the actual performance against the TSR Goals as measured over the period beginning on August 1, 2020 and ending on July 31, 2022 (the “24 Month Performance Period”), and up to one-third of the Maximum Shares will be eligible to vest based on the actual performance against the TSR Goals as measured over the period beginning on August 1, 2020 and ending on July 31, 2023 (the “36 Month Performance Period” and, together with the 12 Month Performance Period and the 24 Month Performance Period, the “Performance Periods” and each a “Performance Period”). The actual performance against the TSR Goals for each Performance Period must be certified by the Compensation and Organizational Development Committee of Intuit’s Board of Directors (“Committee”) in order for any portion of this Award to be eligible to vest; provided, however, that if Intuit’s TSR is negative during a Performance Period, then, subject to Note 2 in Exhibit A, the maximum Shares that the Committee can certify as eligible to vest for that Performance Period will be the Target Shares for that Performance Period. The Committee will certify the results of the TSR Goals as soon as reasonably possible (the date of such certification for the respective Performance Period, the “Certification Date”) after each Performance Period. Any portion of this Award that is eligible to vest based on the Committee’s certification will be subject to continued service through the Vesting Date in order to become fully vested. For the avoidance of doubt, you must remain in continuous service with Intuit through and including the Vesting Date in order to become vested in any portion of the Award that becomes eligible to vest based on the Committee’s certification. Any portion of this Award that is not eligible to vest based on the Committee’s certification for the applicable Performance Period will terminate on the Certification Date of the respective Performance Period. Notwithstanding the foregoing, Sections 1(b) through 1(e) provide certain circumstances in which you may vest in this Award before the Vesting Date and/or without certification of the TSR Goals by the Committee. If any of Sections 1(b) through 1(e) apply, then any portion of this Award that does not vest pursuant to those sections will terminate.

Comparison Group. The Comparison Group will be the companies shown on Exhibit B (each, together with Intuit, a “Member Company”); provided, however, that a company will be removed from the Comparison Group if, during a Performance Period, it ceases to have a class of equity securities that is both registered under the Securities Exchange Act of 1934 and actively traded on a U.S. public securities market (unless such cessation of such listing is due to any of the circumstances in (i) through (iv) of the following paragraph).

Definition of TSR. “TSR” as applied to any Member Company means stock price appreciation from the beginning to the end of the applicable Performance Period, plus dividends and distributions made or declared (assuming such dividends or

---

distributions are reinvested in the common stock of the Member Company) during such Performance Period, expressed as a percentage return. Except as modified in Section 1(e), for purposes of computing TSR, the stock price at the beginning of a Performance Period will be the average price of a share of common stock of a Member Company over the 30 trading days beginning on August 1, 2020, and the stock price at the end of the Performance Period will be the average price of a share of common stock of a Member Company over the 30 trading days ending (i) July 31, 2021, for the 12 Month Performance Period, (ii) July 31, 2022, for the 24 Month Performance Period, and (iii) July 31, 2023 for the 36 Month Performance Period, adjusted for stock splits or similar changes in capital structure; provided, however, that TSR for a Member Company will be negative one hundred percent (-100%) if the Member Company: (i) files for bankruptcy, reorganization, or liquidation under any chapter of the U.S. Bankruptcy Code; (ii) is the subject of an involuntary bankruptcy proceeding that is not dismissed within 30 days; (iii) is the subject of a stockholder approved plan of liquidation or dissolution; or (iv) ceases to conduct substantial business operations. For avoidance of doubt, the acquisition of a Member Company by another person or group of related persons by itself does not result in the Member Company being treated as ceasing to conduct substantial business operations.

1. In the event of your Termination or a Corporate Transaction prior to the Vesting Date, the following provisions will govern the vesting of this Award:

- (a) Termination Generally: In the event of your Termination prior to the Vesting Date for any reason other than as expressly set forth in the other subsections of this Section 1 of the Agreement, this Award will terminate immediately without having vested as to any of the Shares and you will have no right or claim to anything under this Award.
  - (b) Termination due to Retirement: In the event of your Termination prior to the Vesting Date due to your Retirement, you will vest immediately on the date of your Retirement in a pro-rata portion of the Award, to be calculated as follows: divide your number of full months of service since the Date of Grant by thirty-six (36) months, multiply this quotient (the "pro rata percentage") by the sum of (i) the number of Shares that were to vest on the Vesting Date, subject to your continued employment, based on the actual level of achievement of the TSR Goals, as certified by the Committee, for each completed Performance Period, and (ii) 100% of the Target Shares that remain subject to any incomplete Performance Period, and rounding down to the nearest whole Share. The Vesting Date under this Agreement will be your Termination Date. Subject to Section 6(j), Shares that become vested in accordance with this Section 1(b) will be distributed to you as soon as reasonably practicable following the date of your Retirement. For purposes of this Award, "Retirement" means the Termination of your employment with the Company after you have reached age fifty-five (55) and completed ten (10) full years of service with the Company (including any parent or Subsidiary).
  - (c) Termination due to Death or Disability: In the event of your Termination prior to the Vesting Date due to your death or Disability after you have been actively employed by the Company for one year or more, this Award will vest immediately as to the sum of (i) the number of Shares that were to vest on the Vesting Date, assuming that you had continued employment until the Vesting Date, based on the actual level of achievement of the TSR Goals, as certified by the Committee, for each completed Performance Period, and (ii) 100% of the Target Shares that remain subject to any incomplete Performance Period. The Vesting Date under this Agreement will be your Termination Date. Shares that become vested in accordance with this Section 1(c) will be distributed to you as soon as reasonably practicable following the date of your Termination due to your death or Disability. For purposes of this Award, "Disability" is defined in Section 30(j) of the Plan.
  - (d) Involuntary Termination: In the event of your Involuntary Termination before the Vesting Date, a pro rata portion of this Award will vest immediately on your Termination Date by applying the pro rata percentage to the sum of (i) the number of Shares that were to vest on the Vesting Date, assuming that you had continued employment until the Vesting Date, based on the actual level of achievement of the TSR Goals, as certified by the Committee, for each completed Performance Period, and (ii) 100% of the Target Shares that remain subject to any incomplete Performance Period, and rounding down to the nearest whole Share. Subject to Section 6(j), Shares that become vested in accordance with this Section 1(d) will be distributed to you as soon as reasonably possible after the effective date of a waiver and general release of claims executed by you in favor of the Company and certain related persons determined by the Company in the form presented by the Company ("Release"). If you do not execute the Release within forty-five (45) days following your Termination Date or such longer period of time as may be required under applicable law, then you will not be entitled to the receipt of any Shares under this Section 1(d). If the time period to execute and/or revoke the Release spans two calendar years, then, notwithstanding anything contained herein to the contrary, Shares to be distributed to you pursuant to this Section 1(d) will not be distributed to you until the second calendar year. Involuntary Termination means, for purposes of this Agreement, either (A) your Termination by the Company without Cause, or (B) your resignation for Good Reason. "Cause"
-

means, for purposes of this Agreement, (i) gross negligence or willful misconduct in the performance of your duties to the Company (other than as a result of a Disability) that has resulted or is likely to result in material damage to the Company, after a written demand for substantial performance is delivered to you by the Board of Directors which specifically identifies the manner in which you have not substantially performed your duties and you have been provided with a reasonable opportunity of not less than 30 days to cure any alleged gross negligence or willful misconduct; (ii) commission of any act of fraud with respect to the Company; or (iii) conviction of a felony or a crime involving moral turpitude. No act or failure to act by you will be considered “willful” if done or omitted by you in good faith with reasonable belief that your action or omission was in the best interests of the Company. “Good Reason” means, for the purposes of this Agreement, your resignation within sixty (60) days after the occurrence any of the following events without your consent: (i) a material reduction in your duties that is inconsistent with your position at the time of the Date of Grant, (ii) any material reduction in your base annual salary or target annual bonus (other than in connection with a general decrease in the base salaries or target bonuses for all officers of Intuit), or (iii) a requirement by Intuit that you relocate your principal office to a facility more than 50 miles from your principal office on the Date of Grant; provided however, that with regard to (i) through (iii) you must provide Intuit with written notice of the event allegedly constituting “Good Reason,” and Intuit will have 15 days from the date it receives such written notice to cure such event. If you do not execute the Release before the time that Shares are distributed to other Participants, then Shares will be distributed to you at the time the Release has become effective, provided that the Release becomes effective during the time period provided in this Section 1(d).

(e) Corporate Transaction: In the event of a Corporate Transaction before the Vesting Date, the level of achievement of the TSR Goals will be based on the actual level of achievement of the TSR Goals, as certified by the Committee, for each completed Performance Period and will be determined as of the effective date of the Corporate Transaction based on the Comparison Group as constituted on such date (the “CIC Achievement Level”) for any incomplete Performance Period. In addition, for any incomplete Performance Period, Intuit’s ending stock price will be the sale price of the Shares in the Corporate Transaction and the ending stock price of the other Member Companies will be the average price of a share of common stock of a Member Company over the 30 trading days ending on the effective date of the Corporate Transaction, in each case adjusted for changes in capital structure. This Award will vest immediately prior to the consummation of such Corporate Transaction based on the CIC Achievement Level. Shares that become vested in accordance with this Section 1(e) will be distributed as soon as reasonably possible after such determinations are complete. For avoidance of doubt, with respect to any incomplete Performance Period, this provision is intended to result in you vesting in the number of Shares corresponding to the CIC Achievement Level, without Committee certification, provided that you are employed immediately prior to the consummation of a Corporate Transaction. For purposes of this Award, “Corporate Transaction” is defined in Section 30(i) of the Plan; provided that such Corporate Transaction constitutes a “change in the ownership or effective control” of the Company or “change in the ownership of a substantial portion of the assets” of the Company within the meaning of Treasury Regulations 1.409A-3(a)(5) and 1.409A-3(i) (“409A Change in Control”).

(f) For purposes of this Agreement, your Termination will be deemed to occur on the Termination Date, as defined in the Plan.

2. Automatic Deferral: Issuance of Shares under this Award: Subject to Section 4 of the Agreement, payment of the Award through the issuance of Shares that become vested as of the Vesting Date shall be automatically deferred until the earliest of: (a) the date that is one year following the Vesting Date; (b) Termination described in Section 1(c) above; or (c) the occurrence of a 409A Change in Control (the earliest such date, the “Settlement Date”). For avoidance of doubt, the occurrence of a Corporate Transaction following the Vesting Date that is not a 409A Change in Control will not trigger the issuance of Shares prior to the date that is one year following the Vesting Date. Subject to Section 6(j), in the event of a Termination pursuant to Sections 1(b) through 1(d) prior to the Vesting Date, Shares will be distributed as soon as reasonably possible after the Termination Date or, if later, the date that the Release becomes effective in accordance with Section 1(d) (but, to the extent that Section 409A of the Code is applicable to you, in no case later than March 15<sup>th</sup> of the calendar year after the calendar year in which the Termination Date or the effective date of the Release occurs). In addition, upon the occurrence of an event described in Sections 1(b) through 1(d) after the Vesting Date, any Shares that previously became vested on the Vesting Date but have not yet been issued to you shall be issued by the Company as soon as reasonably possible after the occurrence of the event described in Sections 1(b) through 1(d), but in any event in compliance with Section 409A of the Code, including the provisions of Section 6(j) below. Until the date the Shares are issued to you, you will have no rights as a stockholder of the Company. You acknowledge and agree that you may be required to provide a written or electronic acknowledgment prior to the issuance of any Shares to you by the Company under this Agreement. All issuances of Shares will be subject to the requirements of Section 409A of the Code.

---

Notwithstanding the foregoing, upon your Termination by the Company for Cause, any portion of the Award that has not been previously settled will terminate, be forfeited, and you will have no further right or claim to anything under this Award.

3. Rights as a Stockholder; Dividend Equivalent Rights: You shall have no voting or other rights as a stockholder with respect to the Shares underlying the Award until such Shares have been issued to you. Notwithstanding the preceding sentence, you shall be entitled to receive payment of the equivalent of any and all dividends declared by the Company on its Common Stock on each date on which dividends are paid on and after the Date of Grant of the Award in an amount equal to the amount of such dividends multiplied by the number of Shares underlying the then outstanding portion of the Award. These dividend equivalents shall be paid upon the later of (a) the date dividends are paid to the common stockholders of the Company, or (b) the date the Restricted Stock Units with respect to which such dividend equivalents are payable become vested and the underlying Shares are issued (it being understood that no dividend equivalents will be paid with respect to Shares underlying any Restricted Stock Units that do not vest, but that dividend equivalent rights equal to the dividends declared on the Company's Common Stock from and after the Date of Grant of the unvested Restricted Stock Units shall be paid as and when such Restricted Stock Units vest and the underlying Shares are issued).
4. Withholding Taxes: If you are subject to United States federal income and employment taxes, this Award is generally taxable upon a Settlement Date based on the Fair Market Value on such date; provided that this Award may become taxable for purposes of employment taxes upon vesting, if earlier than a Settlement Date. For further detail, and for information regarding taxation in other jurisdictions, you should refer to the Global Supplement, which is an attachment to and is incorporated by reference into this Agreement. To the extent required by applicable law, you shall make arrangements satisfactory to the Company for the payment and satisfaction of any income tax, employment tax, social security tax, social insurance, payroll tax, contributions, payment on account or other withholding obligations that arise under this Award and, if applicable, any sale of Shares. The Company shall not be required to issue Shares pursuant to this Award or to recognize any purported transfer of Shares until such obligations are satisfied. Subject to the Company's discretion and in compliance with applicable laws, these obligations may be satisfied by the Company withholding a number of Shares that would otherwise be issued under this Award that the Company determines has a Fair Market Value sufficient to meet the tax withholding obligations (determined using a rate of up to the maximum statutory rate in the applicable jurisdictions), including but not limited to withholding with respect to income and/or employment taxes on this Award, including any stock-settled dividend equivalent rights paid with respect to any Shares underlying this Award. Subject to the Company's discretion and in compliance with applicable laws, these obligations may also be satisfied by other methods including, but not limited to: (a) through a "same day sale" commitment from you and a FINRA Dealer meeting the requirements of the Company's "same day sale" procedures, (b) having the Company withhold amounts from amounts otherwise payable to you under the Company's payroll system, and (c) any other methods approved by the Company. Notwithstanding the foregoing, since you are a Section 16 Officer of the Company, unless otherwise agreed to by the Company and you, these obligations will be satisfied by the Company withholding a number of Shares that would otherwise be issued under this Award that the Company determines has a Fair Market Value sufficient to meet the tax withholding obligations (determined as the minimum statutory rate in the applicable jurisdictions), including but not limited to withholding with respect to income and/or employment taxes on this Award, including any stock-settled dividend equivalent rights paid with respect to any Shares underlying this Award. For purposes of this Award, "Fair Market Value" is defined in Section 30(m) of the Plan.

You are ultimately liable and responsible for all taxes owed by you in connection with this Award, regardless of any action the Company takes or any transaction pursuant to this section with respect to any tax withholding obligations that arise in connection with this Award. The Company makes no representation or undertaking regarding the treatment of any tax withholding in connection with the grant, issuance, vesting or settlement of this Award or the subsequent sale of any of the Shares underlying the Award that vest. The Company does not commit and is under no obligation to structure this Award to reduce or eliminate your tax liability or to ensure that the tax withholding is sufficient to entirely satisfy your tax liability arising from this Award.

5. Disputes: Any question concerning the interpretation of this Agreement, any adjustments to be made thereunder, and any controversy that may arise under this Agreement, shall be determined by the Committee in accordance with its authority under Section 4 of the Plan. Any such decision by the Committee shall be final and binding.
6. Other Matters:
  - (a) The Award granted to an employee in any one year, or at any time, does not obligate the Company or any Subsidiary or other affiliate of the Company to grant an award in any future year or in any given amount and should not create an expectation that the Company (or any Subsidiary or other affiliate) might grant an award in

---

any future year or in any given amount. Decisions regarding any future grants of an award, if any, will be at the sole discretion of the Committee.

- (b) As the grant of the Award is discretionary, the grant does not form part of your contract of employment. If you are employed by any Company in the group other than the Company, the grant of the Award will not form a contractual relationship between you and the Company and will not form part of your contract of employment with the Subsidiary which employs you.
  - (c) Notwithstanding anything to the contrary in this Agreement, if you change classification from a full-time employee to a part-time employee, the Company may make unilateral changes to the terms and conditions of this Award, including reducing the number of Shares subject to this Award, in accordance with Company policy.
  - (d) This Award is an extraordinary item that does not constitute compensation for services that you have rendered to the Company or any Subsidiaries (including, as applicable, your employer). Further, this Award is not part of normal or expected compensation or salary for any purpose including, but not limited to, calculating any severance, resignation, termination, payment in lieu of notice, redundancy, end of service payments, bonuses long-service awards, pension or retirement benefits or similar payments.
  - (e) Your participation in the Plan is voluntary. The Company, and its officers or directors, do not guarantee or make any representation to you regarding the performance of the Common Stock. The future value of the Common Stock is unknown and cannot be predicted with any certainty.
  - (f) Because this Agreement relates to terms and conditions under which you may be issued Shares and the Company is a Delaware corporation, an essential term of this Agreement is that it shall be governed by the laws of the State of Delaware, without regard to choice of law principles of Delaware or other jurisdictions. You acknowledge and agree that any action, suit, or proceeding relating to this Agreement or the Award granted hereunder shall be brought in the state or federal courts of competent jurisdiction in Santa Clara County in the State of California.
  - (g) Communications regarding the Plan and this Award may be made by electronic delivery through email and/or an online or electronic system established and maintained by the Company or a third party designated by the Company. You hereby acknowledge that you have read this provision and consent to the electronic delivery of the documents and contracting electronically with the Company (and/or other parties) in relation to the Plan.
  - (h) You hereby understand and acknowledge that your personal data may be collected, used and transferred, in electronic or other form, by and among, as applicable, your employer, the Company and its Subsidiaries for the purposes of implementing, administering and managing the Plan. This may include personal data regarding your employment, the nature and amount of your compensation and the fact and conditions of your participation in the Plan, your name, gender, home address, email address and telephone number, date of birth, tax file number, social security number or other identification number, salary, tax information, nationality, job title, any shares of stock or directorships held in the Company and its Subsidiaries, details of all options or any other entitlement to shares of stock awarded, canceled, exercised, vested, unvested or outstanding in your favor and other personal data reasonably required for the purpose of implementing, administering and managing the Plan (the "Data"). For more information about your employer's collection and processing of your Data for this purpose, please see Intuit's Global Employee Privacy Policy, which can be found on the Company's Intranet or by contacting your local human resources representative.
  - (i) Data Transfer for Administration of Plan.
    - (i) You understand that certain Data may be transferred to the stock administrator, whose name and contact information can be found on the Company's Intranet (the "Stock Administrator") and other third parties as necessary to enable or assist with the implementation, administration and management of the Plan. You understand that such recipients may act as independent Data Controllers of your Data under applicable privacy laws and in such cases the third party will be responsible for the processing of the Data once it is in their possession or control. You acknowledge that such third parties may process your Data in the United States or in other countries with different, and in some cases less protective, data protection laws than in your country. You acknowledge and understand that, where any such third party is operating as a Data Controller, that third party may collect additional Data from you in order to implement, administer and manage the Plan, and that third party's privacy policy will govern its collection, use and sharing of your Data.
-

- (ii) You acknowledge and understand that where any such third party is acting as an independent Data Controller, you will need to exercise your data rights under local law, as applicable, with the third-party Data Controller directly.
- (j) This Agreement, and any issuance of Shares hereunder, is intended to comply and shall be interpreted in accordance with Section 409A of the Code. Upon your Separation from Service, the Company shall determine whether any Shares issued to you in accordance with this Agreement could be determined to be payments from a nonqualified deferred compensation plan and whether you are a “specified employee” as of the applicable payment date (each as defined by Section 409A of the Code). If you are determined to be a “specified employee” and any such payments are payable in connection with your Separation from Service, and are not exempt from Section 409A of the Code as a short-term deferral or otherwise, these payments, to the extent otherwise payable within six (6) months after your date of Separation from Service, will be paid in a lump sum on the earlier of: (i) the date that is six (6) months after your date of Separation from Service or (ii) the date of your death. The foregoing six (6) month delay shall be applied if and only to the extent necessary to avoid the imposition of taxes under Section 409A of the Code. For purposes of this Agreement, a “Separation from Service” means an anticipated permanent reduction in the level of bona fide services to twenty percent (20%) or less of the average level of bona fide services performed over the immediately preceding thirty-six (36) month period. For purposes of Section 409A of the Code, the payments to be made to you in accordance with this Agreement shall be treated as a right to a series of separate payments.
7. Miscellaneous: This Agreement (including the Plan, which is incorporated herein by reference) constitutes the entire agreement between you and the Company with respect to this Award, and supersedes all prior agreements or promises with respect to the Award. Except as provided in the Plan, this Agreement may be amended only by a written document signed by the Company and you. Subject to the terms of the Plan, the Company may assign any of its rights and obligations under this Agreement, and this Agreement shall be binding on, and inure to the benefit of, the successors and assigns of the Company. Subject to the restrictions on transfer of an Award described in Section 14 of the Plan, this Agreement shall be binding on your permitted successors and assigns (including heirs, executors, administrators and legal representatives). All notices required under this Agreement or the Plan must be mailed or hand-delivered, (1) in the case of the Company, to the Company, attn.: Stock Administration at 2535 Garcia Ave., Mountain View, CA 94043, or at such other address designated in writing by the Company to you, and (2) in the case of you, at the address recorded in the books and records of the Company as your then current home address. You acknowledge and agree that any such notices from the Company to you may also be delivered through the Company’s electronic mail system (prior to your Termination Date) or at the last email address you provided to the Company (after your Termination Date).

Additional information about the Plan and this Award (including certain tax consequences related to the Award) is contained in the accompanying Prospectus and, if applicable to you, the Global Supplement.

If you are employed by the Company outside of the United States, you will be deemed to have accepted this Award unless you decline it within three months of the Date of Grant.

The Company has signed this Agreement effective as of the Date of Grant.

INTUIT INC.

By: /s/ MICHELLE CLATTERBUCK  
Michelle Clatterbuck, Executive  
Vice President and Chief Financial Officer

November 7, 2018

Marianna Tessel

Dear Marianna,

You are a valued and important leader and you play a critical role in Intuit's mission to power prosperity around the world. I'm delighted to confirm your promotion to Executive Vice President & Chief Technology Officer. This promotion recognizes both the increased scope and impact your role has across Intuit, as well as your excellent performance.

I'm pleased to provide you with details of your new compensation which will be effective, January 1, 2019:

<b>Current Base Salary</b>	<b>New Base Salary</b>
\$459,000	\$575,000 (+25%)
<b>Current IPI Target</b>	<b>New IPI Target*</b>
60%	90%
<b>Equity</b>	
FY18 Focal Award Grant	January 2019 Promotion Grant
\$1,500,000 (Grant Value)	\$1,500,000 (Grant Value)
	Projected July 2019 Focal Award Grant**
	\$4,000,000 (Grant Value)

\*FY19 IPI bonus will be prorated based on number of days in each position

\*\* Subject to the terms and conditions of the Intuit Inc. 2005 Equity Incentive Plan and CODC approval

\*\*\*Includes projected July 2019 focal equity grant

I look forward to seeing your success and development in this expanded role. I am confident you will continue to achieve great outcomes for Intuit and be a boundaryless leadership role model for others.

Congratulations,

/s/ Sasan Goodarzi  
Sasan Goodarzi  
EVP & General Manager, SBSEG

cc: Laura Fennell



**INTUIT INC.**  
**Subsidiaries as of August 1, 2020**

Entity	Formation
Applatix, Inc.	Delaware
CBS Employer Services, Inc.	Texas
Chrono LLC	Nevada
Computing Resources, Inc.	Nevada
Dallas Innovative Merchant Solutions, LLC	Texas
Electronic Clearing House, LLC.	Delaware
EmployeeMatters Insurance Agency, Inc.	Connecticut
Exactor, Inc.	Delaware
Exactor (Canada) Inc.	Pennsylvania
Halo Merger Sub I, Inc.	Delaware
Halo Merger Sub II LLC	Delaware
IFI Borrower SPV I, LLC	Delaware
Intuit Australia Pty Limited	Australia
Intuit Brasil Servicos de Informatica Ltda.	Brazil
Intuit Canada Tax ULC	Canada
Intuit Canada ULC	Canada
Intuit (Check) Software Ltd.	Israel
Intuit Consumer Group LLC.	California
Intuit Distribution Inc.	California
Intuit Do-It-Yourself Payroll	California
Intuit Financing Inc.	Delaware
Intuit France SAS	France
Intuit Holding Ltd	United Kingdom
Intuit India Product Development Centre Private Ltd.	India
Intuit India Software Solutions Private Limited	India
Intuit India Technology and Services LLP	India
Intuit Insurance Services Inc.	California
Intuit Limited	United Kingdom
Intuit Mint Bills, Inc.	Delaware
Intuit Mint Bills Payments, Inc.	Delaware
Intuit Mortgage Inc.	Delaware
Intuit Payment Solutions, LLC	California
Intuit Payments Inc.	Delaware
Intuit Payroll Holding, LLC	Delaware
Intuit Payroll Services, LLC	Delaware
Intuit Quickbooks Mexico, Sociedad de Responsabilidad Limitada de Capital Variable	Mexico
Intuit Sales Tax LLC	Delaware
Intuit Singapore Pte. Limited	Singapore
Intuit TT Offerings Inc.	Delaware
Lacerte Software Corporation	Delaware

Level Up Analytics GmbH	Germany
Lion's Partners, LLC	Delaware
Mint Software Inc.	Delaware
MTS Global (Europe) Limited	United Kingdom
Origami Logic Inc.	Delaware
Origami Logic Ltd.	Israel
Origami Logic (Thailand) Co., Ltd	Thailand
PayCycle, Inc.	Delaware
Payroll Solution, Inc.	Texas
Quincy Data Center, LLC	Washington
Squire Inc.	Pennsylvania
T-Jar Inc.	Pennsylvania
TSheets Holdco Inc.	Delaware
TSheets.com, LLC	Delaware

## Consent of Independent Registered Public Accounting Firm

We consent to the incorporation by reference in the following Registration Statements:

- (1) Registration Statements (Form S-8 Nos. 333-121170, 333-130453, 333-148112, and 333-156205) pertaining to the Intuit Inc. 2005 Equity Incentive Plan,
- (2) Registration Statements (Form S-8 Nos. 333-139452 and 333-163728) pertaining to the Intuit Inc. 2005 Equity Incentive Plan and Intuit Inc. Employee Stock Purchase Plan,
- (3) Registration Statements (Form S-8 Nos. 333-171768, 333-193551, and 333-215639) pertaining to the Intuit Inc. Amended and Restated 2005 Equity Incentive Plan,
- (4) Registration Statements (Form S-8 Nos. 333-179110 and 333-201671) pertaining to the Intuit Inc. Employee Stock Purchase Plan,
- (5) Registration Statement (Form S-8 No. 333-161044) pertaining to the PayCycle, Inc. 1999 Equity Incentive Plan,
- (6) Registration Statement (Form S-8 No. 333-163145) pertaining to the Mint Software Inc. Third Amended and Restated 2006 Stock Plan,
- (7) Registration Statement (Form S-8 No. 333-181732) pertaining to the Demandforce, Inc. 2007 Equity Incentive Plan,
- (8) Registration Statement (Form S-8 No. 333-193184) pertaining to the Docstoc Inc. 2007 Stock Plan,
- (9) Registration Statement (Form S-8 No. 333-197082) pertaining to the Check Inc. Second Restated 2007 Stock Option Incentive Plan and Netgate Software Ltd. Israeli Sub-Plan to the Check Inc. Second Restated 2007 Stock Option Incentive Plan,
- (10) Registration Statement (Form S-8 No. 333-201426) pertaining to the Acrede Technology Group Holdings Limited 2014 Equity Incentive Plan,
- (11) Registration Statement (Form S-8 No. 333-202214) pertaining to the Porticor Ltd. 2015 Incentive Plan,
- (12) Registration Statements (Form S-3 Nos. 333-50417, 333-63739, 333-54610, 333-192130, and 333-239397) of Intuit Inc., and
- (13) Registration Statements (Form S-4 Nos. 333-71097 and 333-237944) of Intuit Inc.;

of our reports dated August 31, 2020, with respect to the consolidated financial statements and schedule of Intuit Inc. and the effectiveness of internal control over financial reporting of Intuit Inc. included in this Annual Report (Form 10-K) of Intuit Inc. for the year ended July 31, 2020.

/s/ Ernst & Young LLP

San Jose, California  
August 31, 2020

**CERTIFICATION OF PRINCIPAL EXECUTIVE OFFICER PURSUANT TO  
EXCHANGE ACT RULE 13a-14(a)/15d-14(a)  
AS ADOPTED PURSUANT TO SECTION 302  
OF THE SARBANES-OXLEY ACT OF 2002**

I, Sasan K. Goodarzi, certify that:

1. I have reviewed this annual report on Form 10-K of Intuit Inc.;
2. Based on my knowledge, this report does not contain any untrue statement of a material fact or omit to state a material fact necessary to make the statements made, in light of the circumstances under which such statements were made, not misleading with respect to the period covered by this report;
3. Based on my knowledge, the financial statements, and other financial information included in this report, fairly present in all material respects the financial condition, results of operations and cash flows of the registrant as of, and for, the periods presented in this report;
4. The registrant's other certifying officer and I are responsible for establishing and maintaining disclosure controls and procedures (as defined in Exchange Act Rules 13a-15(e) and 15d-15(e)) and internal control over financial reporting (as defined in Exchange Act Rules 13a-15(f) and 15d-15(f)) for the registrant and have:
  - a. Designed such disclosure controls and procedures, or caused such disclosure controls and procedures to be designed under our supervision, to ensure that material information relating to the registrant, including its consolidated subsidiaries, is made known to us by others within those entities, particularly during the period in which this report is being prepared;
  - b. Designed such internal control over financial reporting, or caused such internal control over financial reporting to be designed under our supervision, to provide reasonable assurance regarding the reliability of financial reporting and the preparation of financial statements for external purposes in accordance with generally accepted accounting principles;
  - c. Evaluated the effectiveness of the registrant's disclosure controls and procedures and presented in this report our conclusions about the effectiveness of the disclosure controls and procedures, as of the end of the period covered by this report based on such evaluation; and
  - d. Disclosed in this report any change in the registrant's internal control over financial reporting that occurred during the registrant's most recent fiscal quarter (the registrant's fourth fiscal quarter in the case of an annual report) that has materially affected, or is reasonably likely to materially affect, the registrant's internal control over financial reporting; and
5. The registrant's other certifying officer and I have disclosed, based on our most recent evaluation of internal control over financial reporting, to the registrant's auditors and the audit committee of registrant's board of directors (or persons performing the equivalent functions):
  - a. All significant deficiencies and material weaknesses in the design or operation of internal controls over financial reporting which are reasonably likely to adversely affect the registrant's ability to record, process, summarize and report financial information; and
  - b. Any fraud, whether or not material, that involves management or other employees who have a significant role in the registrant's internal control over financial reporting.

Date: August 31, 2020

By: /s/ SASAN K. GOODARZI

Sasan K. Goodarzi  
President and Chief Executive Officer  
(Principal Executive Officer)

**CERTIFICATION OF PRINCIPAL FINANCIAL OFFICER PURSUANT TO  
EXCHANGE ACT RULE 13a-14(a)/15d-14(a)  
AS ADOPTED PURSUANT TO SECTION 302  
OF THE SARBANES-OXLEY ACT OF 2002**

I, Michelle M. Clatterbuck, certify that:

1. I have reviewed this annual report on Form 10-K of Intuit Inc.;
2. Based on my knowledge, this report does not contain any untrue statement of a material fact or omit to state a material fact necessary to make the statements made, in light of the circumstances under which such statements were made, not misleading with respect to the period covered by this report;
3. Based on my knowledge, the financial statements, and other financial information included in this report, fairly present in all material respects the financial condition, results of operations and cash flows of the registrant as of, and for, the periods presented in this report;
4. The registrant's other certifying officer and I are responsible for establishing and maintaining disclosure controls and procedures (as defined in Exchange Act Rules 13a-15(e) and 15d-15(e)) and internal control over financial reporting (as defined in Exchange Act Rules 13a-15(f) and 15d-15(f)) for the registrant and have:
  - a. Designed such disclosure controls and procedures, or caused such disclosure controls and procedures to be designed under our supervision, to ensure that material information relating to the registrant, including its consolidated subsidiaries, is made known to us by others within those entities, particularly during the period in which this report is being prepared;
  - b. Designed such internal control over financial reporting, or caused such internal control over financial reporting to be designed under our supervision, to provide reasonable assurance regarding the reliability of financial reporting and the preparation of financial statements for external purposes in accordance with generally accepted accounting principles;
  - c. Evaluated the effectiveness of the registrant's disclosure controls and procedures and presented in this report our conclusions about the effectiveness of the disclosure controls and procedures, as of the end of the period covered by this report based on such evaluation; and
  - d. Disclosed in this report any change in the registrant's internal control over financial reporting that occurred during the registrant's most recent fiscal quarter (the registrant's fourth fiscal quarter in the case of an annual report) that has materially affected, or is reasonably likely to materially affect, the registrant's internal control over financial reporting; and
5. The registrant's other certifying officer and I have disclosed, based on our most recent evaluation of internal control over financial reporting, to the registrant's auditors and the audit committee of registrant's board of directors (or persons performing the equivalent functions):
  - a. All significant deficiencies and material weaknesses in the design or operation of internal control over financial reporting which are reasonably likely to adversely affect the registrant's ability to record, process, summarize and report financial information; and
  - b. Any fraud, whether or not material, that involves management or other employees who have a significant role in the registrant's internal control over financial reporting.

Date: August 31, 2020

By: /s/ Michelle M. Clatterbuck

Michelle M. Clatterbuck

Executive Vice President and Chief Financial Officer

(Principal Financial Officer)

**Certification of Principal Executive Officer Pursuant to 18 U.S.C. Section  
1350,  
As Adopted Pursuant to  
Section 906 of The Sarbanes-Oxley Act of 2002**

In connection with the Annual Report of Intuit Inc. (the "Company") on Form 10-K for the year ended July 31, 2020 as filed with the Securities and Exchange Commission on the date hereof (the "Report"), Sasan K. Goodarzi, President and Chief Executive Officer of the Company, certifies pursuant to 18 U.S.C. § 1350, as adopted pursuant to § 906 of the Sarbanes-Oxley Act of 2002, that:

- The Report fully complies with the requirements of section 13(a) or 15(d) of the Securities Exchange Act of 1934; and
- The information contained in the Report fairly presents, in all material respects, the financial condition and results of operations of the Company.

/s/ SASAN K. GOODARZI

Sasan K. Goodarzi

President and Chief Executive Officer

(Principal Executive Officer)

Date: August 31, 2020

A signed original of this written statement required by Section 906 has been provided to the Company and will be retained by the Company and furnished to the Securities and Exchange Commission or its staff upon request.

**Certification of Principal Financial Officer Pursuant to 18 U.S.C. Section  
1350,  
As Adopted Pursuant to  
Section 906 of The Sarbanes-Oxley Act of 2002**

In connection with the Annual Report of Intuit Inc. (the "Company") on Form 10-K for the year ended July 31, 2020 as filed with the Securities and Exchange Commission on the date hereof (the "Report"), Michelle M. Clatterbuck, Executive Vice President and Chief Financial Officer of the Company, certifies pursuant to 18 U.S.C. § 1350, as adopted pursuant to § 906 of the Sarbanes-Oxley Act of 2002, that:

- The Report fully complies with the requirements of section 13(a) or 15(d) of the Securities Exchange Act of 1934; and
- The information contained in the Report fairly presents, in all material respects, the financial condition and results of operations of the Company.

/s/ MICHELLE M. CLATTERBUCK

Michelle M. Clatterbuck

Executive Vice President and Chief Financial Officer

(Principal Financial Officer)

Date: August 31, 2020

A signed original of this written statement required by Section 906 has been provided to the Company and will be retained by the Company and furnished to the Securities and Exchange Commission or its staff upon request.